



## JoS RITUALS

DEMON

### Lilith's Power Ritual

HP COBRA

•  
AVG. 18 MIN TO PERFORM

- 1 This Ritual is based on vibrating the Runes and making certain affirmations. Raising your energies before the Ritual is advised. [Click here for energy raising rituals.](#)
- 2 The Sigil that is provided is the point of focus where this Ritual is upon.
- 3 The Runes that are done here, can be vibrated around the centre of the Sigil where the Shenu Protection Ring is. You can imagine this lighting up so much, like the Sun has a layer of light surrounding all of it.
- 4 Vibrate these Runes in a short version [ie, do not draw the runic vibration on a very big breath, especially for those who are new and can't do that many vibrations]. [Click here to pronounce the runes.](#)
- 5 When you affirm that the curses etc. are going back to their senders, it can help to imagine this.

#### Vibrate

Vibrate the Runes below:



Lagur x5



Ingwaz x5



Dagaz x5



#### Affirm

Complete

Affirm the following sentences:

*Mother Lilith, Mother of Mothers,  
Wife of Lord Lucifer, Lord of the Light,  
Queen of all Un-Manifested Domains,  
Incarnated Shakti and over-ruling power of the Universe,  
Limitless mother of all the Worlds!*

*Take away the veil of LITHI (Greek term of forgetfulness) from our spiritual eyes,  
Shine on us the infinite wisdom,  
For Father Satan and You are the Holy and Divine Eternal Force.*

#### Vibrate

Complete

Vibrate the Runes below:



Eihwaz x5



Uruz x5



Kenaz x5



Affirm

Complete

Affirm the following sentences:

*Patron of females and Feminine Power,  
Your wisdom heals, your serpent Rises,  
Your Protection is insurmountable,  
Your Judgement immaculate.  
Your Power is Infinite.*

*We pray in the utmost respect to be partakers in your blessings and your love.  
Remember the people of the Joy of Satan, your kind and loving Initiated daughters and sons.*

**[Focus on the Sigil willing this so.]**



Affirm

Complete

Vibrate Her Names 10x:

*"Lilith, Lily, Lilitu, Kali, Parvati, Theotita, Mitir"*

**Then Affirm ONCE:**

*Mother of all Mothers, Mystery of the Domains, Patron of all knowledge and Secrets!  
We, the Initiates of the Joy of Satan, give you our salutation and blessings,  
Most Mysterious of all Goddesses,  
You who hold the invisible keys and the pathway to the highest heavens,  
But also hold the power to strike the impious to the lowest depths of existence.*

**[Focus on the Sigil willing this so.]**

## Final Step

After you are done with this, you can meditate on Lilith's Sigil below. Let yourself be immersed and to receive energy from Lilith.

It's important to meditate on yourself after the Ritual calmly for a few minutes.

## Ritual Notes

■■■: SAT, real, true, truthful in Sanskrit.

**The Symbol that Encapsulates the Sigil:** The Shen Ring, Egyptian Hieroglyphic language. The Shen also survived in Chinese tradition as a glyph for Spiritual Force, Divine Force, and God.

**The Letters of the Sigil Inside:** The Ancient Greek letters for Lilith's Name in arrangement.

**Sigil for Focus:**



## JoS Rituals

[About](#) [Contributors](#) [Releases](#) [Contact](#)

© Joy of Satan Ministries; CI-320929520



## Janus's Power Ritual

- 1 This Ritual is based on vibrating the Runes and making certain affirmations. Raising your energies before the Ritual is advised. [Click here for energy raising rituals.](#)
- 2 The Sigil that is provided is the point of focus where this Ritual is upon.
- 3 The Runes that are done here, can be vibrated around the centre of the Sigil where the Shenu Protection Ring is. You can imagine this lighting up so much, like the Sun has a layer of light surrounding all of it.
- 4 Vibrate these Runes in a short version [ie, do not draw the runic vibration on a very big breath, especially for those who are new and can't do that many vibrations]. [Click here to pronounce the runes.](#)
- 5 When you affirm that the curses etc. are going back to their senders, it can help to imagine this.

### Vibrate

Complete

Vibrate the Runes below:



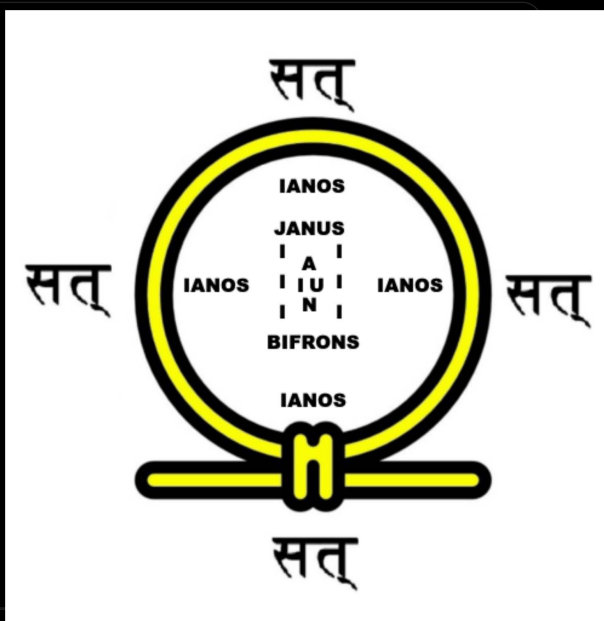
Fehu x10



Lagur x10



Berkano x10



### Affirm

Complete

Affirm the following sentences:

*Lord Beelzebul, grant us the loving support of Lord Janus,  
Zeus, Jupiter, Heavenly Father,  
We do come in friendship,  
In Full Respect!*

I call you by your Name:

**IANOS, TRANOS, MEGAS, EPIKOUROS, BIFRONS, IANOS!**

### Vibrate

Complete

Vibrate the Runes below:





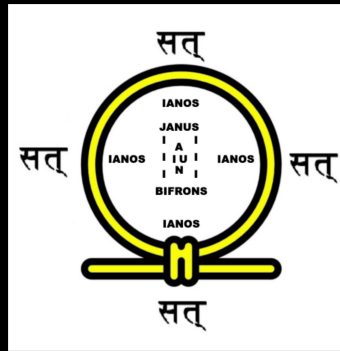
Ansuz x10



Sowilo x10



Algiz x10



Affirm

Complete

Affirm the following sentences:

*Ianos, Ancient God of Transitions,*

*We invoke your grace and power in this transitory era for humanity,*

*Bless us with your care and providence,*

*Guard us in passage from this Era to the Upcoming Era!*



Vibrate

Complete

Vibrate the Runes below:



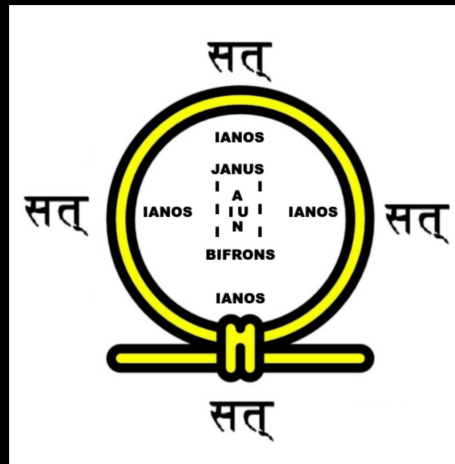
Odhal x10



Mannaz x10



Eihwaz x10



Affirm

Complete

Affirm the following sentences:

*Blessed are your followers Great Demon Bifrons,*

*For we come to you through Satan and Beelzebul,*

*Those who reign all the universe and all domains,*

*Be graceful to us and come to us in friendship, Mighty Ianos!*



Vibrate

Complete

Vibrate the Runes below:



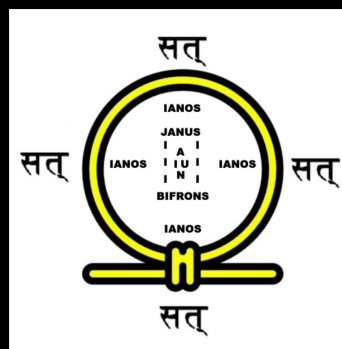
Kenaz x10



Sowilo x10



Wunjo x10



### Affirm

Complete

Affirm the following sentences:

*Watch our World, Lord Ianos.*

*Watch lovingly our Spiritual Satanic Family and folk,*

*Be our Guardian,*

*You Who Transits the Aeons effortlessly!*

### Vibrate

Complete

Vibrate the Runes below:



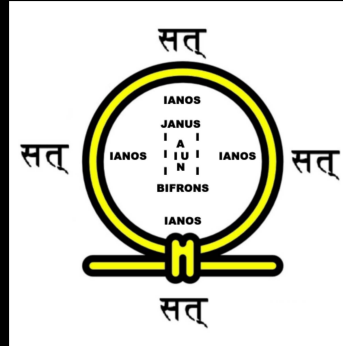
Tiwaz x10



Sowilo x10



Thurisaz x10



### Affirm

Complete

Affirm the following sentences:

*Be our guide in personal change,*

*Help us rise above our obstacles and difficulties,*

*We invoke your power and wisdom,*

*To sail safely through, Great Guide!*

### Vibrate

Complete

Vibrate the Runes below:



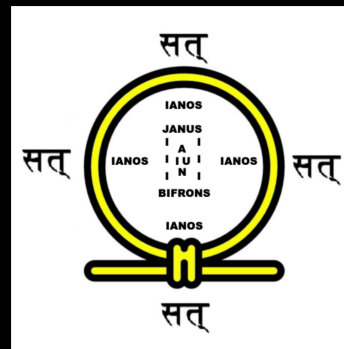
Algiz x10



Sowilo x10



Berkano x10



### Affirm

Complete

Affirm the following sentences:

*You who is Named JANUS, who are the holder of the Gates,*

*You who is Named JANUS, who chooses who goes through and who remains behind,*

*You who is Named JANUS, the two faced of War and Peace,*

*You who is Named JANUS, who punishes the unclean and blesses the righteous!*

### Vibrate

Complete

Vibrate the Runes below:



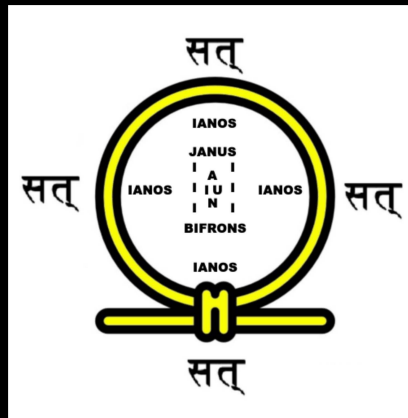
Fehu x10



Lagur x10



Berkano x10



Affirm

Complete

Affirm the following sentences:

*May you be blessed Janus for all Eternity,*

*May you bless the Priesthood, Followers and Servants of the Gods in wise decisions,*

*May you bring fortune to all Spiritual Satanists,*

*May you help me among them too, Great JANUS!*



Vibrate

Complete

Vibrate the Mantra below:

**SATANAS x10**



Affirm

Complete

Affirm the following 3 times:

**JANUS, LORD BIFRONS, BLESSED ARE YOU AND WATCHFUL ARE YOUR EYES ON ALL,**

**LORD OF ALL THE GATES AND PATHWAYS!**

**THE TRUTH ABOUT YOU IS SEEN PERMANENTLY BY ALL!**



Ending

Complete

Then end the ritual with:

**HAIL SATAN!**

*Beelzebul's Power Is Supreme and Felt by All,*

*Janus, Glorified has been your Father in this day!*

## Final Step

After you are done with this, you can meditate on Janus's Sigil in the Joy of Satan, or the one below. Let yourself be immersed and to receive energy from Janus.

It's important to meditate on yourself after the Ritual calmly for a few minutes.

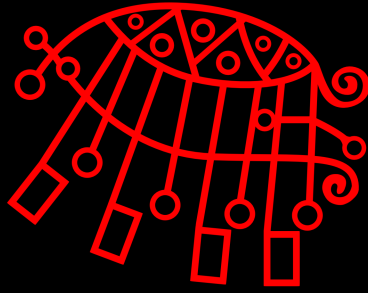
## Ritual Notes

■■■: SAT, real, true, truthful in Sanskrit.

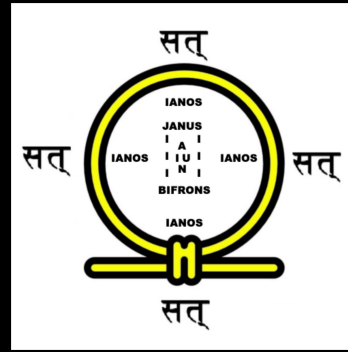
**The Symbol that Encapsulates the Sigil:** The Shen Ring, Egyptian Hieroglyphic language. The Shen also survived in Chinese tradition as a glyph for Spiritual Force, Divine Force, and God.

**The Letters of the Sigil Inside:** The Ancient Greek letters for Janus's Name in arrangement.

**Sigil for Focus:**



BIFFRONS



## JoS Rituals


About Contributors Releases Contact

© Joy of Satan Ministries; CI-320929520

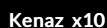


## HP COBRA

## Marbas's Power Ritual

- 

**Vibrate the Runes below:**



**Affirm the following sentences:**

***Powerful Marbas, we of the Joy of Satan call your Blessed Name,***

***Blessed be your every step, wherever you arrive.***

***Bearded One, Strong One, Mighty One, Powerful One,***

***You are He that seizes what the Gods require.***

***We, Satan's Disciples, do sing to you praises in friendliness and respect.***



Vibrate the Runes below:





Perthro x10



Mannaz x10



Sowilo x10



Affirm

Complete

Affirm the following sentences:

*The Lord who knows your secret verse has opened the Gate for you.*

*You are the face of the active principle,*

*Ever-forward is your Power, like an ongoing arrow.*



Vibrate

Complete

Vibrate the Runes below:



Laguz x10



Fehu x10



Eihwaz x10



Affirm

Complete

Affirm the following sentences:

*You Rise from the sea as a being of knowledge,*

*The Gods call you "Part of the Long Hand of Beelzebul."*

*You command 36 Legions,*

*Through you, the Gods quickly bring to us all we are in need of.*



Vibrate

Complete

Vibrate the Runes below:



Tyr x10



Sowilo x10



Raidho x10



 Affirm

Complete

Affirm the following sentences:

*You are a keeper of Order, Divine Marbas,  
What is out of place, you bring back to its place,  
What is far away, you bring close,  
What is at the bottom of the ocean, you can bring to the surface.  
You are a limb of Justice, Lord Marbas.*

 Vibrate

Complete

Vibrate the Runes below:



Berkano x10



Sowilo x10




Raidho x10

 Affirm

Complete

Affirm the following sentences:

*You are Powerful, you are Purified. Your Power brings to us all our needs.  
Your service is good for the children of the Gods: the followers of the Joy of Satan, the Family of Satan.  
Pure are your acts, our beloved, Great, and Esteemed Demon!*

 Vibrate

Complete

Vibrate the Mantras below:

**SATANAS x10 MAR-PTAS x10 BAR-BAS x10**

 Ending

Complete

Then end the ritual with saying 3 times:

[AUM...Affirm...AUM is once]

**AUM**

*Blessed are you, Lord Marbas, you who brings and drives away,  
You who controls movement, who can create slaves and free them.*

*Blessed are we all to bless you by our Rituals, Legionnaire.*

*We, your followers in the Gods, receive all your abundant blessings.*

*Barbas, Marbas, Marptas, Great Seizer—these are some of your Names and Titles.  
Blessed are All your Names, now and in all eternity.*

**AUM**



## Final Step

After you are done with this, you can meditate on Marbas's Sigil in the Joy of Satan or the one below. Let yourself be immersed and receive energy from the Demon Marbas.

It's important to meditate on yourself after the Ritual calmly for a few minutes.

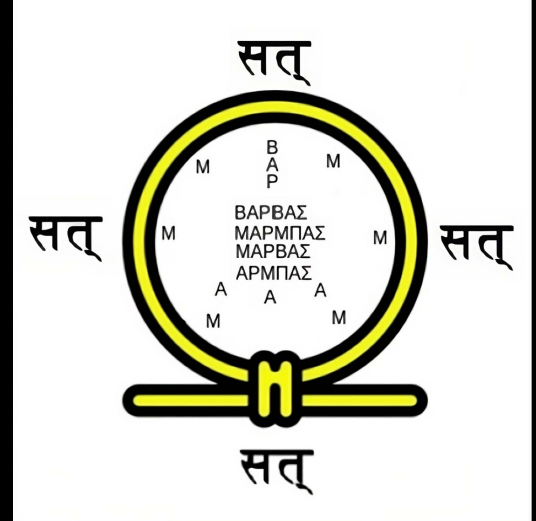

## Ritual Notes

■■■: SAT, real, true, truthful in Sanskrit.

**The Symbol that Encapsulates the Sigil:** The Shen Ring, Egyptian Hieroglyphic language. The Shen also survived in Chinese tradition as a glyph for Spiritual Force, Divine Force, and God.

**The Letters of the Sigil Inside:** The Ancient Greek letters for Marbas's Name in arrangement.

**Sigil for Focus:**



## JoS Rituals

[About](#) [Contributors](#) [Releases](#) [Contact](#)

© Joy of Satan Ministries; CI-320929520





## JoS RITUALS

DEMON

HP COBRA  
•  
AVG. 18 MIN TO PERFORM

### Amon Ra's Power Ritual

- 1 This Ritual is based on vibrating the Runes and making certain affirmations. Raising your energies before the Ritual is advised. [Click here for energy raising rituals.](#)
- 2 The Sigil that is provided is the point of focus where this Ritual is upon. It is this Sigil here.
- 3 The Runes that are done here, can be vibrated around the centre of the Sigil where the Shenu Protection Ring is. You can imagine this lighting up so much, like the Sun has a layer of light surrounding all of it.
- 4 Vibrate these Runes in a short version [ie, do not draw the runic vibration on a very big breath, especially for those who are new and can't do that many vibrations]. [Click here to pronounce the runes.](#)
- 5 When you affirm that the curses etc. are going back to their senders, it can help to imagine this.

#### Vibrate

Complete

Vibrate the Runes below:



Fehu x10



Sowilo x10



Kenaz x10

#### Affirm

Complete

Affirm the following sentences:

*Amon Ra, Firstborn and Chosen,*

*The people of the Joy of Satan greet you with warm*

*Praised are you, Most Excellent,*

*You are the Sun of Paradise that shines in all dimensions.*

*We, Satan's Disciples, do request more of your gentle light!*

#### Vibrate

Complete

Vibrate the Runes below:





Perthro x10



Mannaz x10



Sowilo x10



Affirm

Complete

Affirm the following sentences:

*Your Priests Still Sing For You in Heliopolis now and eternally.*

*The Gates are opened wide in Four Directions.*

*Everyone beholds your presence in Upper and Lower Egypt.*

*You stand on Beelzebul's Right side and Lucifer's Left side.*

[Focus on the Sigil willing this so.]



Vibrate

Complete

Vibrate the Runes below:



Lagur x10



Fehu x10



Eihwaz x10



Affirm

Complete

Affirm the following sentences:


*Behold, great is your power when you stay in protection of the Wise.*

*Lord Amon Ra, your Light is impeccable and defeats all falsehood.*

*The Wise are Guarded by You, left and right.*

*You carry the scepter of power, above and below.*

[Focus on the Sigil willing this so.]



Vibrate

Complete

Vibrate the Runes below:



Tyr x10



Sowilo x10



Raidho x10



Affirm

Complete

Affirm the following sentences:

*Your presence is known by the pious ones, the holy women and men.*

*The people will say: "Has Amon Ra ever guarded those in falsehood? Any impostor has lost all their power in front of thee!"*

*Everyone knows you by your Justice,*

*You carry the flaming sword that Guards the Serpent,*

*Unsheathing it, you let the Divine Flame of eternity glow.*

[Focus on the Sigil willing this so.]



Vibrate

Complete

Vibrate the Runes below:



Eihwaz x10



Lagur x10



Dagaz x10



Affirm

Complete

Affirm the following sentences:

*All the prayers are seen by your Divine approval,*

*You are He who informs and sends solace.*

*By your grace, we say: "Greatest Amon, bright, radiant, infinite, elegant! This is who you are Amon Ra.*

*Your enemies have lost all power. Amon Ra, have glory and infinite never ending, eternal dominance!"*

*All these people ordained with eternal rising force, ordain you highly, mighty self-encircling eternal lustrous fire!*

*This is who you are for us, the gathering of Joy of Satan disciples, Lord Amon Ra!*

[Focus on the Sigil willing this so.]



Vibrate

Complete

Vibrate the Runes below:



Berkano x10



Sowilo x10



Raidho x10

## Affirm

Complete

Affirm the following sentences:

*You are Powerful, you are Purified. Your Power brings to us our needs.*

*Your service is good for the children of the Gods: the followers of the Joy of Satan, the Family of Satan.*

*Pure are your acts, our beloved, Great and Esteemed Amon Ra!*

[Focus on the Sigil willing this so.]

## Affirm

Complete

Affirm the following sentences:

*THEN VIBRATE THESE FOUR WORDS BELOW:*

*AMON RA x10*

*BI-ELGAR x10*

*HA-AMON x10*

*AMUN-RA-PTAH x10*

## Ending

Complete

Then end the ritual with:

**AFFIRM THE FOLLOWING 3 TIMES. [AUM...Affirm...AUM is once]**

### AUM

Blessed are you, Lord Amon Ra, Guardian of the Sacred Sun.

You Guard the Gates of Light.

You are Amun, You are Ra, you are Ptah, the Three-Natured Lord of The Light.

Blessed are we all to bless you by our Rituals, Great Guardian.

We, your followers in the Gods, receive all your abundant blessings.

Amon Ra, Hammon, Amun Ra, Zeus Amun—these are some of your Names and Titles. Blessed are All your Names, now and in all eternity!

### AUM



## Final Step

After you are done with this, you can meditate on **Amon Ra's** Sigil in the Joy of Satan, or the one below. Let yourself be immersed and to receive energy from **Amon Ra**.

It's important to meditate on yourself after the Ritual calmly for a few minutes.

Go to sigil.


## Ritual Notes

■■■: SAT, real, true, truthful in Sanskrit.

**The Symbol that Encapsulates the Sigil:** The Shen Ring, Egyptian Hieroglyphic language. The Shen also survived in Chinese tradition as a glyph for Spiritual Force, Divine Force, and God.

**The Letters of the Sigil Inside:** The Ancient Greek letters for Amon Ra's Name in arrangement.

**Sigil for Focus:**



## JoS Rituals

About Contributors Releases Contact

© Joy of Satan Ministries; CI-320929520



## Mulciber's(Ptah-Hephaistos-Vulcan)Power Ritual

- 1 This Ritual is based on vibrating the Runes and making certain affirmations. Raising your energies before the Ritual is advised. [Click here](#) for energy raising rituals.
- 2 The Sigil that is provided is the point of focus for this Ritual. It is this Sigil [here](#).
- 3 The Runes that are done here can be vibrated around the center of the Sigil, where the Shenu Protection Ring is. You can imagine this lighting up so much, like the Sun has a layer of light surrounding all of it.
- 4 Vibrate these Runes in a short version [i.e., do not draw the runic vibration on a very big breath, especially for those who are new and can't do that many vibrations]. [Click here](#) to pronounce the runes.
- 5 This Ritual contains 190 Vibrations, which is a bit less than 2 circles of Mala beads. If you can't do that many, reduce the number of vibrations by half [e.g., instead of vibrating the Runes 10 times each, only do 5 vibrations].

### Vibrate

Complete

Vibrate the Runes below:



Fehu x10



Ansuz x10



Fehu x10

### Affirm

Complete

Affirm the following sentences:

*Grand Architect of the Gods,*

*You have gone by many Names: Hephastus, Vulcan, Ptah, Patah, and Gobbanus.*

*We, the Initiates of the Joy of Satan, welcome you to the Divine Assembly.*

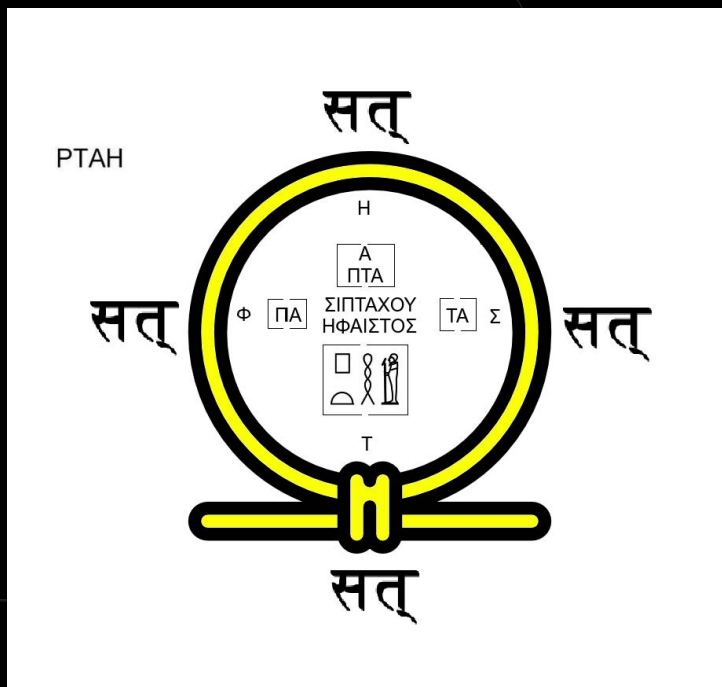
*Glorified are your Names in this Day!*

[Focus on the Sigil willing this so.]

### Vibrate

Complete

Vibrate the Runes below:





Dagaz x10



Ing x10



Dagaz x10



Affirm

Complete

Affirm the following sentences:  
*Son of Zeus, Lord Hephaistus,  
Self-Begotten,  
Self-Shaped,  
Self-Created,  
Self-Defined,*

*May your Wisdom flow within us.*

[Focus on the Sigil willing this so.]



Vibrate

Complete

Vibrate the Runes below:



Dagaz x10



Mannaz x10



Dagaz x10



Affirm

Complete

Affirm the following sentences:  
*Ptah, Lord of Creation,*

*Self-Fashioner,  
Self-Designer,  
Self-Measurer,  
Self-Infinite.*

*May your Creation flow within us.*

[Focus on the Sigil willing this so.]



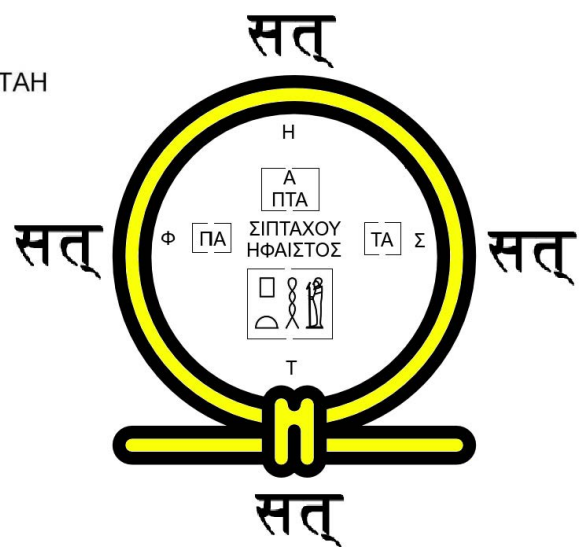
Vibrate

Complete

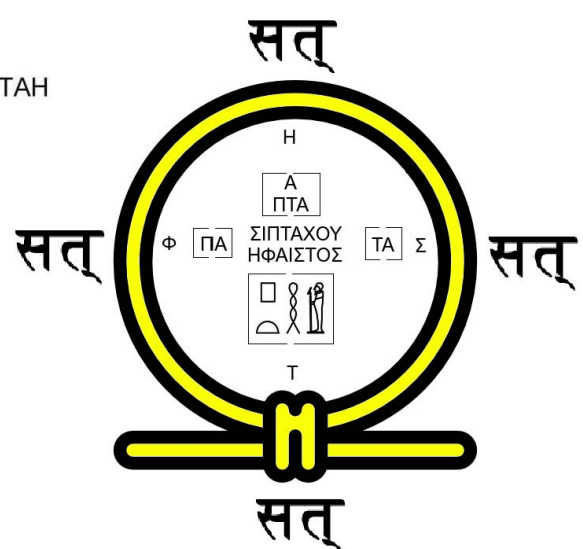
Vibrate the Runes below:



PTAH



PTAH



Thurisaz x10



Tyr x10



Odthall x10

Affirm

Complete

Affirm the following sentences:

*You are He who Creates through the Holy Anvil,  
As Zeus created Mankind's Souls,  
You shaped the bodies of Mankind.  
Honorable is your Creation,  
Lord of Defined Measurement!*

[Focus on the Sigil willing this so.]

Vibrate

Complete

Vibrate the Runes below:



Odthall x10



Perthro x10



Kenaz x10

Affirm

Complete

Affirm the following sentences:

*Your Knowledge is Vast and Infinite.  
The House of Aether is your Anvil,  
Hit the Anvil, Creator Gobbanus!  
May your blessings of creation fall upon us.*

[Focus on the Sigil willing this so.]

Vibrate

Complete

Vibrate the Runes below:



Odthall x10

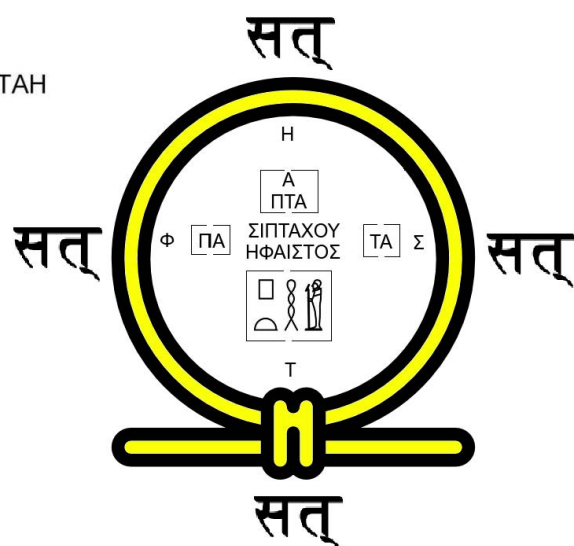


Dagaz x10

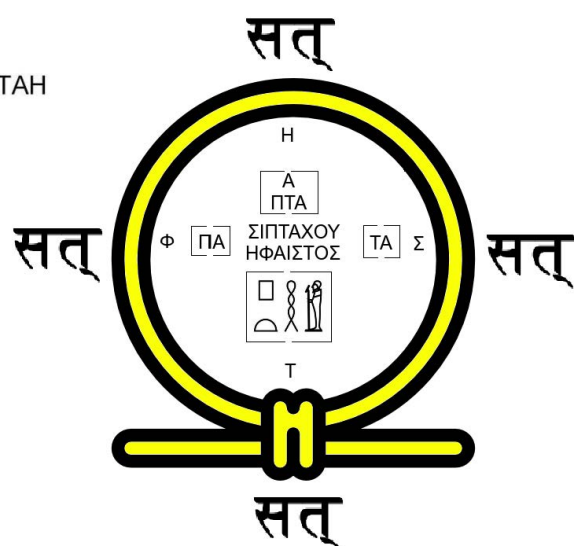


Sowilo x10

PTAH



PTAH





### Affirm

Complete

Affirm the following sentences:

*May the Initiates of the Joy of Satan be blessed, as they bless You.*

*May your Creations arrive to us abundantly,*

*May we be provided for through your Creation.*

*Bless us with the sound of your Divine Anvil!*

[Focus on the Sigil willing this so.]

### Affirm

Complete

Vibrate the following names:

**Vibrate the names in order, three times total. [Vulcan... Gobbanus is once]**

***Vulcan, Ifestos, Pa Tah, Gobbanus.***

[Focus on the Sigil willing this so.]

### Ending

Complete

Affirm the following sentences:

**Affirm Once:**

*"Blessed are you in almighty creative power, Great God.*

*Blessed are we in your Creative Power, Excellent One.*

*Created are we, inside your blessings!"*

**Vibrate "BAAL-ZEVULON" x10 times.**

**Then affirm one time:**

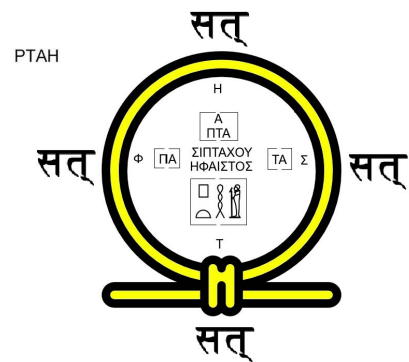
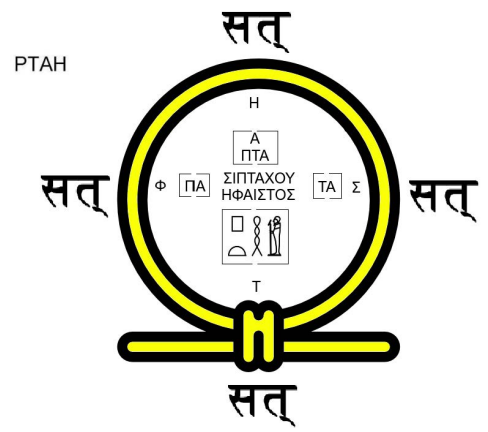
*"Great is your Infinity, Pa Tah,*

*Great is your Power, Gobbanus,*

*Great is your Creative fire, Vulcan,*

*Great is your Design, Ifestos!*

*In Satan's Eternal Name, Single is Your Glory, You are The One!"*



## Final Step

After you are done with this, you can meditate on **Mulciber's Sigil** in the Joy of Satan, or the one below. Let yourself be immersed and to receive energy from **Mulciber**.

It's important to meditate on yourself after the Ritual calmly for a few minutes.

Go to sigil.

## Ritual Notes

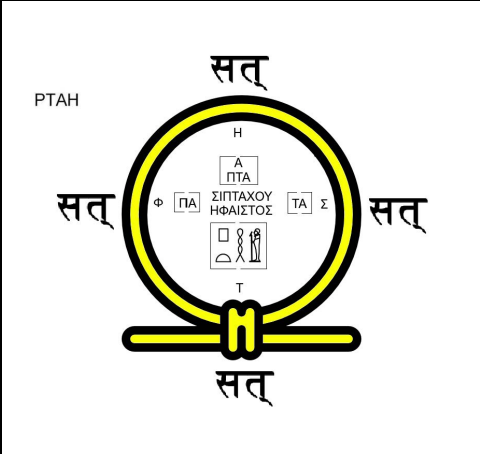
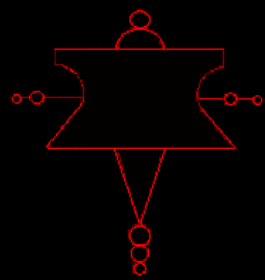
■■■: SAT, real, true, truthful in Sanskrit.

**The Symbol that Encapsulates the Sigil:** The **Shen Ring**, Egyptian Hieroglyphic language. The Shen also survived in Chinese tradition as a glyph for Spiritual Force, Divine Force, and God.

**The Letters of the Sigil Inside:** The Ancient Greek letters for Mulciber's Name in arrangement.

**Sigil for Focus:**

HEPHAISTOS / ΗΦΑΙΣΤΟΣ



JoS Rituals

About Contributors Releases Contact

© Joy of Satan Ministries; CI-320929520





JoS RITUALS

HP COBRA  
•  
5 MIN READ

## On the Steps of Magick

In the JoS main we have the instructions of the steps of magick, primarily, raising and directing the energy. The above is simply how every magick works. **Magick however when one understands it, becomes a conscious process, compared to people who do this unknowingly.**

Quite a few people can be natural magicians, ie, they have strong willpower or do in ways such as obsessing over a topic - **they raise energy and direct it with their thought.** Intention in magick is *everything*, and most important than even *the technique*.

Rituals that we do work upon these basic principles, as does every other form of magick. What is important to understand, except of the act, *is one's intention*.

Affirmation is essentially to help to guide one's intention and energy to the desired goal. Affirmation can be also tied into visualization, **but above all**, intention.

A simple explanation would be for example, you want to achieve an X situation such as healing. You have to raise the appropriate energy, and guide it, with affirmation and visualization. Your intention to heal is shown in this act, and the affirmation is the guiding force to anything that you raised.

All these states have to be on the correct place for magick to work. For example, if you keep raising energy **but** not direct it, then it will dissipate itself, like a torrent of water without direction.

Not all magick works in this way, **but every magick** is based upon this very basic principle.

Another example would be the Final RTR. The Final RTR is creating *the reverse sound of an energy*. Modern technology and sound insulation works exactly in the same way.

Modern electric cars like Teslas, **do record with a microphone noise on the outside, and copy this frequency while they effectively use it to play the exact counter frequency to nullify the sound from reaching the car.** The result is total silence, as if the primary sound [that which is heard outside the car] simply stops existing.

This is decided by the brain which uses the intermediary reversed frequency with the intention of blotting out the sound. Existence as a series of correlations, can be made void.

If one could play your life through a gravitational field in reverse, you would return to your mothers womb, and before this, your physical *"existence"* would no longer be. The light would return to the source. This is why also, in deep supernal teachings, *"Light returns to the source"*. The "source" is associated with darkness or non-light. Creation happens from **the aether**, focused outwards with creative intention. In retrospect, destruction happens in the reverse motion. That is one way to destroy.

All magick that is done is natural, and based on nature. All of the universe is based on vibrations. Vibration of a specific wavelength manifests itself as light. *"Silence"*, manifests itself as *"nothingness"*, but there is no actual *"silence"* in the observable universe, nor above nor below. Silence is achieved when a specific waveform stop existing.

On the very advanced level of magick where these things are sensed, magick can become more elaborate and move further than these basic steps, but it **never** escapes these basic fundamental laws.

**When one does magick, they should know, that they are utilizing a "supernatural" force, but that even this is within the knowledge and wisdom of nature.**



JoS Rituals

[About](#) [Contributors](#) [Releases](#) [Contact](#)

© Joy of Satan Ministries; CI-320929520





## Serpent Empowerment for Gentiles [Exodus 7:12]

- 1 This ritual can be repeated as many times as you wish. You can begin this ritual at any time.  
  
The words below are to be vibrated. By vibrating these words, this will remove another powerful biblical curse. The more people we have who will be doing this ritual, the better, as there is both strength and power in numbers. We are removing the weapons from the enemy's hands. The effects of this ritual will result in full power for us Gentiles.
- 2 Practice the words [an MP3 file with the pronunciations can be found at the end of the page for guidance], as much as you can before performing the ritual.
- 3 Raising your energies before the Ritual is advised. [Click here](#) for energy raising rituals.
- 4

### Reverse

Complete

Vibrate the following paragraph below 9 times:

MAHT-OHT-AHM-TEH • NOHR-HAH-AH • AYT-HAM • AHL-VEE-IVE • MEEN-EEN-AHT-LUH • UUY-HEEY-IVE • UUUH-AYT-HAM • SHEEE • UUUH-EEL-SHAHY-IVE

### Affirm

Complete

Affirm the following sentences 9 times:

**AUM**

*All obstacles are totally, permanently, and completely removed!*

*Satan is fully empowered!*

*Satan has Supreme and Invincible Power!*

*Satan's Supreme and Invincible Power is Forever!*

**AUM**

### Ending

Complete

Then end the ritual with:

**HAIL SATAN!**

### Pronouncing the Ritual

Making your vibrations according to these instructions may be challenging or unusual at first. Do not worry too much about this. Do your best and it will get easier over time. Still, the better, the more effective.

**AH** as in the American English word **FATHER**.

**AY** as in the American English words **DAY, SAY, MADE**.

**EE** as in the American English words **WEEK** and **SEEK**.

**EH** as in the American English words **PET**, **SET** and **LET**.

**I** as in the American English words **EYE**, **SIGH**, **TIE**, **MIGHT**.

**KH** is guttural and the sound is made in the back of the throat.

**OH** as in the American English words **OH** and **GO**.

**R**'s should be rolled.

**UH** as in the American English words **CUT** and **TUB**.

**UU** as in the American English words **SOOTH** and **TOOTH**.

**MP3 for this ritual.**



## JoS Rituals

[About](#) [Contributors](#) [Releases](#) [Contact](#)

© Joy of Satan Ministries; CI-320929520



## White Race Awakening

- 1 Either write or carve the following Runes: Óðal [Ödhal], Sól [Sowilo] and Óss [Ansuz].  
  
If someone cannot carve or write the Runes, or consecrate with blood, just very intently vibrate these and it should be perfectly fine! The Runes can be carved into wood, or written on paper. If you carve the Runes, vibrate each Rune while you are carving it.
- 2  
  
To increase the power of the Runes, when performing this ritual for the first time, you can stain them with your blood. Given the dire situation of our race, this ritual needs all the power we can give it. If staining in blood, this should only be done one time. You should be continuously vibrating the name of the Rune when staining it.
- 3
- 4 There are different ways of vibrating the Runes. Feel free to use whatever suits you.

### Pray

Complete

Recite the following prayer either aloud or in your mind: ***In The Name of Satan, we call forth the Powers of Hell, the Original, and True Gods of the White Race to come forth and manifest themselves. Satan, True God, Almighty and Ineffable, Who hast Fathered the White Aryan Race that reflects in Thine own image and likeness, we ask you to bestow your powers upon us. Awaken all of our White Aryan People to the Jewish menace that works to destroy us. Incite our White Aryan People into action. Instill our White Aryan Ancestral Pride. Awaken our White Aryan Brothers and Sisters to the Menace of Christianity, Islam, and related Jewish programs so that they all may be completely and thoroughly destroyed forever. Bestow the Power of Your Protection to our White Race and White Children worldwide. Praise, Honor and Glory be given to You, Our True Father and to Our Original Gods!! We are Your Direct Descendants and Children!***

### Vibrate

Complete

Vibrate the Runes below: **[You vibrate these together, not separately. ÓÐAL, SÓL, ÓSS is one round, then ÓÐAL, SÓL, ÓSS is the second round.]**



Óðal x88



Sól x88



Óss x88

### Affirm

Complete

Affirm the following sentences 1, 3 or 10 times [your choice]:

**SATANAS**

*All White People are now racially aware.*  
*All White People are critically aware of the Jewish problem.*  
*All White People are taking action to secure the existence of our White Race.*  
*All White People are working towards a secure future for our White Children.*

**AUM**

 **Ending**

**Complete**

Then end the ritual with:

**AUM**

**HAIL SATAN!**



## JoS Rituals

[About](#) [Contributors](#) [Releases](#) [Contact](#)

© Joy of Satan Ministries; CI-320929520





## Restoring Justice [Isaiah 54:17]

- 1 This ritual can be repeated as many times as you wish. You can begin this ritual at any time.
- 2 Raising your energies before the Ritual is advised. [Click here for energy raising rituals.](#)

### Reverse

Complete

Vibrate the following paragraph below 9 times:

SSS • AHV-OH-HUHY-MEHN • EET-EE-AYM

MAHT-AHK-DEETS-UHV/W • AHV-OH-HUHY • AYD-V/WAH

TAHL-AHKH-AHN • TOHZ • EE- EESH-AHRT • TAHP-SHEEM-AHL

KAHT-EE-MUU- KAHT • NOHSH-AHL-LAHKH-UHV/W

KHAHL-TSEEHYH • OHL KHEE-AHL-AH • RAH-TSUUYH

EEL-K-LAHK

### Reverse

Complete

Vibrate the following paragraph below 9 times:

[Pronounced as V/W--AHH--V/W]

V/W--AH--V/W • V/W--AH--V/W • V/W--AH--V/W

### Affirm

Complete

Affirm the following sentences 9 times:

*All weapons formed against the Jews are completely effective against them in every way and at all times.*

*All accusations and judgments against the Jews prevail, succeed, and are effectively and permanently enforced in every way and at all times.*

### Reverse

Complete

Vibrate the following paragraph below 9 times:

[Pronounced as V/W--AHH--V/W]

V/W--AH--V/W • V/W--AH--V/W • V/W--AH--V/W

### Ending

Complete

Then end the ritual with:

**HAIL SATAN!**

## Pronouncing the Ritual

Making your vibrations according to these instructions may be challenging or unusual at first. Do not worry too much about this. Do your best and it will get easier over time. Still, the better, the more effective.

**AH** as in the American English word **FATHER**.

**EE** as in the American English words **WEEK** and **SEEK**.

**EH** as in the American English words **PET**, **SET** and **LET**.

**KH** is guttural and the sound is made in the back of the throat.

**OH** as in the American English words **OH** and **GO**.

**TS** as in **PIZZA**, **CATS**, **GETS**.

**UH** as in the American English words **CUT** and **TUB**.

**UU** as in the American English words **SOOTH** and **TOOTH**.

**V/W** is between a **V** and a **W**.

**MP3 for this ritual.**



## JoS Rituals

[About](#) [Contributors](#) [Releases](#) [Contact](#)

© Joy of Satan Ministries; CI-320929520



## Reverse Blood Sacrifice [Genesis 9:5]

- 1 This ritual can be repeated as many times as you wish. You can begin this ritual at any time.

This ritual is extremely important as it reverses:

- 2 **[Genesis 9:5]** I will surely require your blood of your lives. At the hand of every animal I will require it. At the hand of man, even at the hand of every man's brother, I will require the life of man.

This is the first in endless repeats regarding living blood sacrifices to that monster YHVH. Parasitic aliens require blood and the life-force of humans and animals alike. This has incited wars of all kinds [most instigated either directly or indirectly by Christians, Muslims, and Jews] and resulted in bloodbath after bloodbath of which parasitic human-hating aliens reap the energies. The Jews as we know have a long and ugly history of sacrificing innocent Gentile children on their holy days. By repeating this ritual, this will work to put an end to this hideous practice and deprive the Jews of their favor and power in the eyes of their so-called "God."

- 4 The words below are to be vibrated. The more people we have who will be doing this ritual, the better, as there is both strength and power in numbers.

Many of the words below are guttural. This means many syllables are vibrated in the back of the throat. Just do the best that you can. Become familiar with the words [an MP3 file with the pronunciations can be found at the end of the page for guidance], as much as you can before performing the ritual. This ritual may also be done as often as you like, and is a very good cathartic when you feel anger and hatred towards the enemy. Many of the words below are guttural. This means many syllables are vibrated in the back of the throat. Just do the best that you can.

- 6 Raising your energies before the Ritual is advised. [Click here](#) for energy raising rituals.

### Reverse

Complete

Vibrate the following paragraph below 9 times:

MAHD--'AH'--HAH • SHEHFF-EHN-TEH • SHOHR-DEH

VEE-KHAH • SHEE • DAH-YEEM • MAHD--'AH'--HAH

DAH-YEEM-UU • UUN-EHSH-EHR-DEH • AH-Y-EYEKH--LOHK

DAH-YEEM • SHOHR-DEH • MEKH-KH-AYT-OSH-FAHN-LL

MEKH-MEED--TEH • KHAH-AYV

### Affirm

Complete


Affirm the following sentences 9 times:

**AUM**

*The blood and lives of both human beings and animals has become toxic to enemy alien agenda and the Jews.*

*The blood and lives of both human beings and animals have ceased to be effective and have lost all of their power for the enemy alien agenda and the Jews.*

**AUM**

 Ending

Complete

Then end the ritual with:

**HAIL SATAN!**

## Pronouncing the Ritual

Making your vibrations according to these instructions may be challenging or unusual at first. Do not worry too much about this. Do your best and it will get easier over time. Still, the better, the more effective.

--'A'-- glottal stop as in the American English word **HOUR**.

**AH** as in the American English word **FATHER**.

**AY** as in the American English words **DAY, SAY, MADE**.

**EE** as in the American English words **WEEK** and **SEEK**.

**EH** as in the American English words **PET, SET** and **LET**.

**EYE** as in the American English words **EYE, HIGH, NIGHT**.

**KH** is guttural and the sound is made in the back of the throat.

**OH** as in the American English words **OH** and **GO**.

**UH** as in the American English words **CUT** and **TUB**.

**UU** as in the American English words **SOOTH** and **TOOTH**.

**MP3 for this ritual.**



## JoS Rituals

[About](#) [Contributors](#) [Releases](#) [Contact](#)

© Joy of Satan Ministries; CI-320929520



JoS RITUALS

JoS CLERGY  
•  
3 MIN READ

## About

Joy of Satan presents a new and improved version of josrituals.org. This new version boasts a new, imposing design.

This new version also has the ability to switch between languages, and also has an automated Ritual schedule system, designed by JG BlackOnyx8.

If you are fond of the original design, [you may visit it here](#).



## JoS Rituals

[About](#) [Contributors](#) [Releases](#) [Contact](#)

© Joy of Satan Ministries; CI-320929520



## JOS RITUALS

DEMON

HIGH PRIEST HOODED COBRA 666  
•  
AVG. 18 MIN TO PERFORM

### Asmodeus-Eshmun's Power Ritual

- 1 This Ritual is based on vibrating the Runes and making certain affirmations. Raising your energies before the Ritual is advised. [Click here for energy raising rituals.](#)
- 2 The Sigil that is provided is the point of focus for this Ritual. It is this Sigil [here](#).
- 3 The Runes that are done here can be vibrated around the center of the Sigil, where the Shenu Protection Ring is. You can imagine this lighting up so much, like the Sun has a layer of light surrounding all of it.
- 4 Vibrate these Runes in a short version [i.e., do not draw the runic vibration on a very big breath, especially for those who are new and can't do that many vibrations]. [Click here to pronounce the runes.](#)
- 5 This Ritual contains 150 Vibrations, which is about 1 and a half circles of Mala beads. If you can't do that many, reduce the number of vibrations by half [e.g., instead of vibrating the Runes 10 times each, only do 5 vibrations].

#### Vibrate

Complete

Vibrate the Runes below:



Ansuz x10



Kenaz x10



Sowilo x10

#### Affirm

Complete

Affirm the following sentences:

*The Joy of Satan is recognized as the Assembly of the Gods,*

*He of the Truth, Satanas Aenaos,*

*He of the Path, Lord Lucifer:*

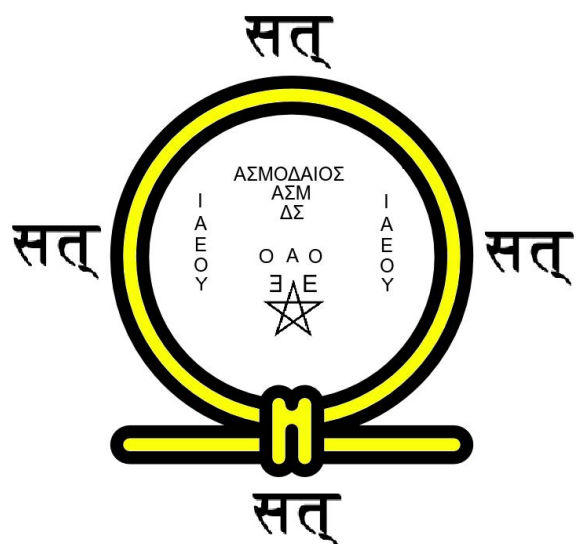
*Asmodeus The Great is Invited to our Assembly!*

[Focus on the Sigil willing this so.]

#### Vibrate

Complete

Vibrate the Runes below:





Odhal x10



Sowilo x10



Ansuz x10



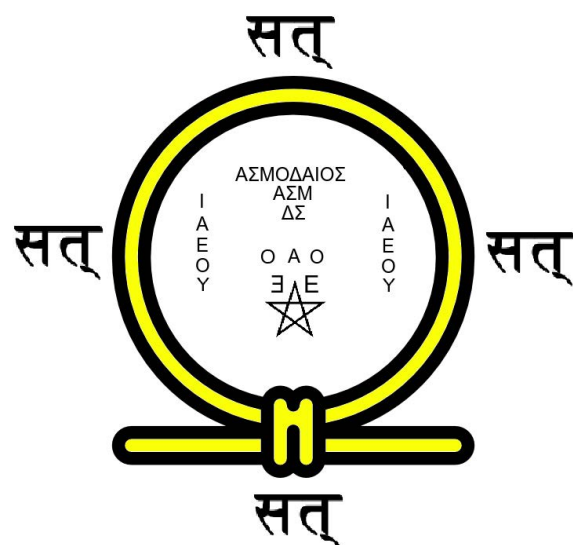
Affirm

Complete

Affirm the following sentences:

*He of Sidon,  
Supreme, Valorous, Plentiful,  
He of Tyre,  
Brilliant, Magnificent, Wise,  
Lord of Lords!*

[Focus on the Sigil willing this so.]



Vibrate

Complete

Vibrate the Runes below:



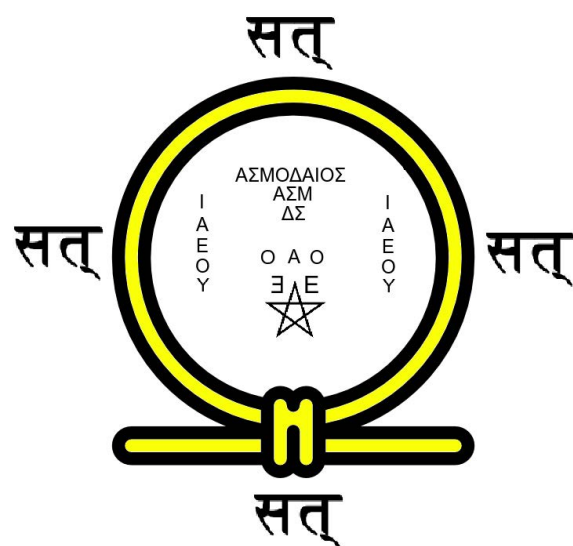
Sowilo x10



Wunjo x10



Perthro x10



Affirm

Complete

Affirm the following sentences:

*For Lord Eshmun, Asmodeus, has said of us:  
"Great are the people of the Joy of Satan, and to my liking,  
Great is my love for their Assembly,  
Many are my Disciples among them,  
I shall bless them, protect them, and uphold them, now and forever!"*

[Focus on the Sigil willing this so.]



Vibrate

Complete

Vibrate the Runes below:



Wunjo x10



Raidho x10



Kenaz x10

Affirm

Complete

Affirm the following sentences:

*King of the Demons, Ascended One,*

*Asmodeus sings the Songs of God.*

*Blessed are the Gods and Mortals in Eshmun's Presence.*

*We accept all of Eshmun's Gifts.*

[Focus on the Sigil willing this so.]

Vibrate

Complete

Vibrate the Runes below:



Fehu x10



Eihwaz x10



Berkano x10

Affirm

Complete

Affirm the following sentences:

*Prince of love, luck, and fortune,*

*Lord Asmodeus, Many are your Songs.*

*You torment the lot of Israel,*

*And you have seized their blessings and conferred them on Us all.*

[Focus on the Sigil willing this so.]

Affirm

Complete

Affirm the following sentences:

**Vibrate the names in order, three times total. [Sidonai ... Eshmun is once]**

**Sidonai, Asmodeus, Eshmun**

*Then Affirm:*

*"Unyielding is your Power,*

*Eternal your Stature,*

*Long is your Reach,*

*Infinite your Capacity,*

*O Blessed One!"*

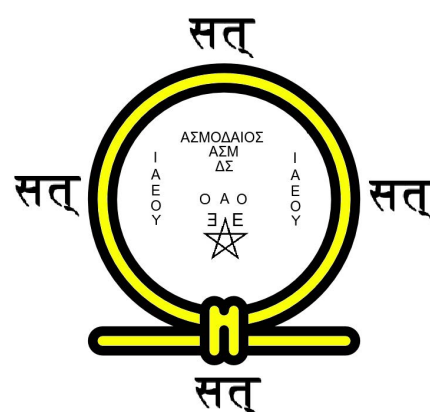
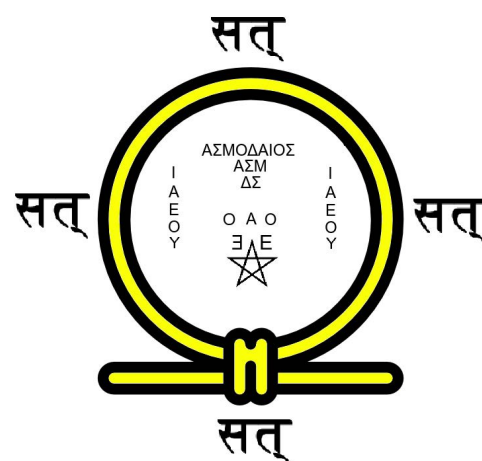
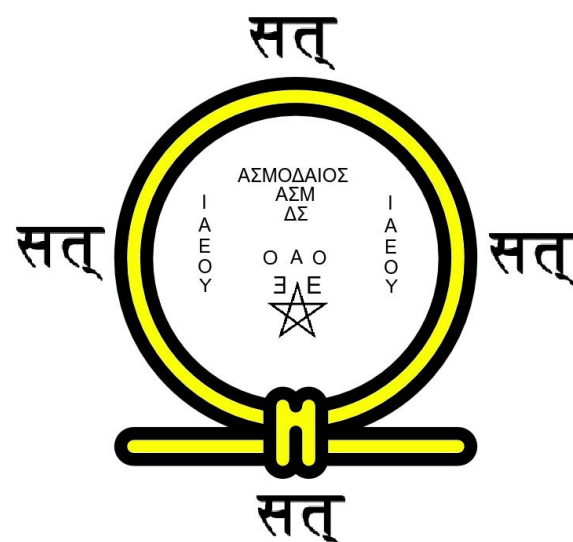
[Focus on the Sigil willing this so.]

Ending

Complete

Affirm the following sentences:

**Vibrate the names in order, three times total.**





Apollon, Pean, Helios

*Then Affirm:*

*"By the Power of Lord Apollo,  
Support us and Sustain us,  
King of Demons and Legions!  
The World is Mesmerized by your Song,  
O Beautiful Asmodeus!"  
[Focus on the Sigil willing this so.]*

## Final Step

After you are done with this, you can meditate on **Asmodeus's Sigil** in the Joy of Satan, or the one below. Let yourself be immersed and to receive energy from **Asmodeus**.

It's important to meditate on yourself after the Ritual calmly for a few minutes.

Go to sigil.


## Ritual Notes

■■■: SAT, real, true, truthful in Sanskrit.

**The Symbol that Encapsulates the Sigil:** The Shen Ring, Egyptian Hieroglyphic language. The Shen also survived in Chinese tradition as a glyph for Spiritual Force, Divine Force, and God.

**The Letters of the Sigil Inside:** The Ancient Greek letters for Asmodeus's Name in arrangement.

**Sigil for Focus:**



## JoS Rituals

About Contributors Releases Contact

© Joy of Satan Ministries; CI-320929520



BLESSING

## Wealth and Prosperity

HP COBRA  
•  
AVG. 18 MIN TO PERFORM

- 1 One can either begin this Ritual with the formal Standard Ritual, or just instantly recite the following prayer and proceed with the Runic Vibration and then the affirmation.
- 2 This ritual is extremely simple. The power of it will be cumulative and it will manifest over time, as we will repeat it on power dates.

### Pray

Complete

Recite the following prayer either aloud or in your mind:

*In the Presence of the Almighty and All-Powerful Satan, His loyal Demons, our one and only family in the Gods. We humbly request your attention, we request your assistance, we request your guidance, your power and wisdom, now and for all eternity. Pour your blessings on us all, your loyal followers and dedicated followers, bonded by blood, shower us with your power and eulogies!*

*On this most important night, the Night which belongs to you, O Satan, our loyalty is tried and tested. Our Loyalty is true. We fight against your enemies, we revile those who blaspheme your Name and the Names of your Demons. We anathematize their curses, reverse their benedictions, as today the long darkness gives in, for your spiritual light to return, so do our enemies collapse, and your Kingdom Arises!*

*Lord Satan, and our Loyal Demons of Hell, on this Greatest Night, hear our request: assist us in the direction of this blessed energy on your dedicated people linked by bond of blood, and the whole Joy of Satan members, of all ranks and levels in accordance to your Will and Power, and Service!*

**[After this one can call into their Guardian Demon to help them guide the energy (whether they know whom it is or not, do not stress over this, just do this mentally) and proceed with the runic vibrations.]**

### Vibrate

Complete

Vibrate the Runes below: **[The amount of vibrations can be either 10, or 40 both are equally effective, one can increase the numbers, but cannot fall to less than 10. The vibrations can be shorter and don't need to be perfect, they just to be vibrated and intended powerfully. After 40 times you can do it 60 vibrations, 80 vibrations, or 100 vibrations if one wants this.]**



Fehu x10



Sowilo x10



Wunjo x10



Othal x10



Ansuz x10



Affirm

Complete

Affirm the following sentences 10 times:

**AUM**

*All the members of the Joy of Satan Ministries, Dedicated to Lord Satan by blood, advancing in this Spiritual Path, are now growing in material wealth and power, and are permanently protected and prosperous in all ways, NOW, CONTINUOUSLY, AND FOREVER!*

**AUM**



Ending

Complete

Then end the ritual with:

**HAIL SATAN!**



## JoS Rituals

[About](#) [Contributors](#) [Releases](#) [Contact](#)

© Joy of Satan Ministries; CI-320929520



## JoS RITUALS

DEMON

### Set's Power Ritual

HP COBRA

• AVG. 25 MIN TO PERFORM

- 1 This Ritual is based on vibrating the Runes and making certain affirmations. Raising your energies before the Ritual is advised. [Click here for energy raising rituals.](#)
- 2 The Sigil that is provided is the point of focus where this Ritual is upon.
- 3 The Runes that are done here, can be vibrated around the centre of the Sigil where the Shenu Protection Ring is. You can imagine this lighting up so much, like the Sun has a layer of light surrounding all of it.
- 4 Vibrate these Runes in a short version [ie, do not draw the runic vibration on a very big breath, especially for those who are new and can't do that many vibrations]. [Click here to pronounce the runes.](#)
- 5 This Ritual contains 230 Vibrations, which is a bit more than 2 circles of Mala beads. If you can't do that many, reduce the number of vibrations by half [e.g., instead of vibrating the Runes 10 times each, only do 5 vibrations].

#### Vibrate

Complete

Vibrate the Runes below:



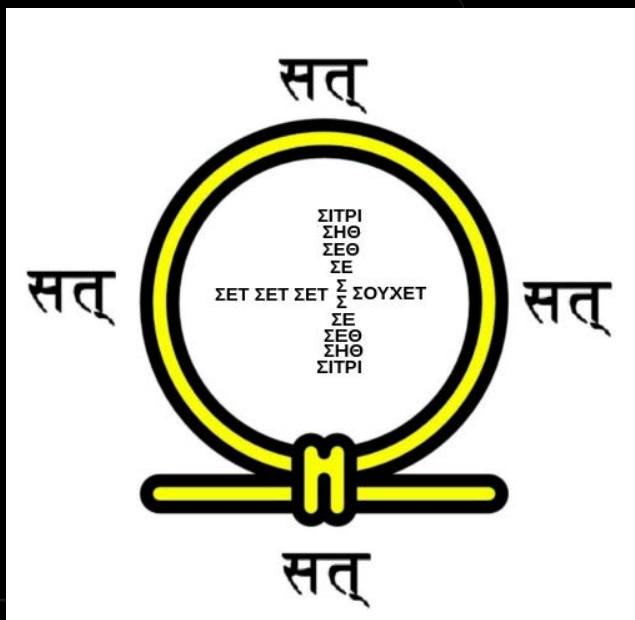
Fehu x10



Wunjo x10



Ansuz x10



#### Affirm

Complete

Affirm the following sentences:

*Lord Set, Great one of the Abyss,*

*Proud are you in your Power,*

*Elevated Upwards and Into the Highest Realms Of Creation.*

*We approach you in friendliness and in utmost respect!*

**[Focus on the Sigil willing this so.]**

I call you by your Name:

**S, SE, SET, SETH, SITRI, SETHAN, SUTEH, SITRI, SETH, SET, SE, S**

#### Vibrate

Complete

Vibrate the Runes below:



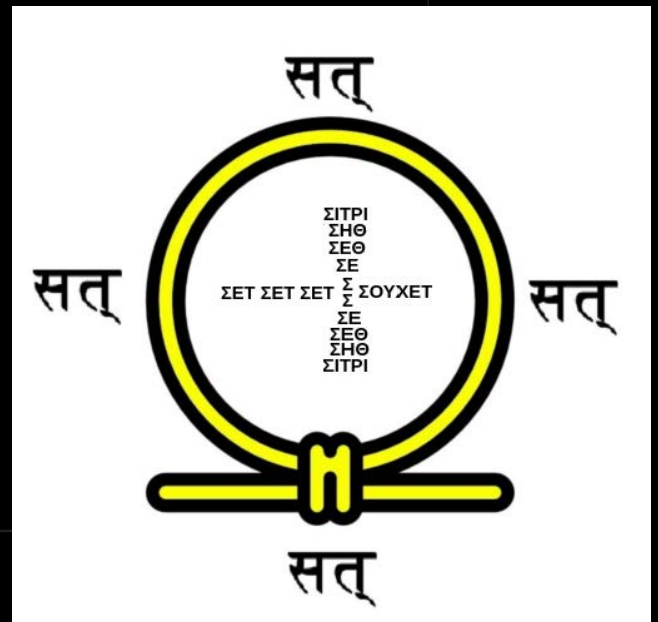
Sowilo x10



Berkano x10



Ansuz x10



#### Affirm

Complete

Affirm the following sentences:

*Proud is Father Satan of His beautiful Son,*

*The one vested in the powers of darkness.*

*You Set, you who resides in the infinite kingdom.*

*You are the Lord of the Longest Night of Eternity.*

*The Joy of Satan Disciples approach you respectfully: "You are Blessed Lord Set, Admit Us in your Blessings and Mysteries!"*

[Focus on the Sigil willing this so.]

#### Vibrate

Complete

Vibrate the Runes below:



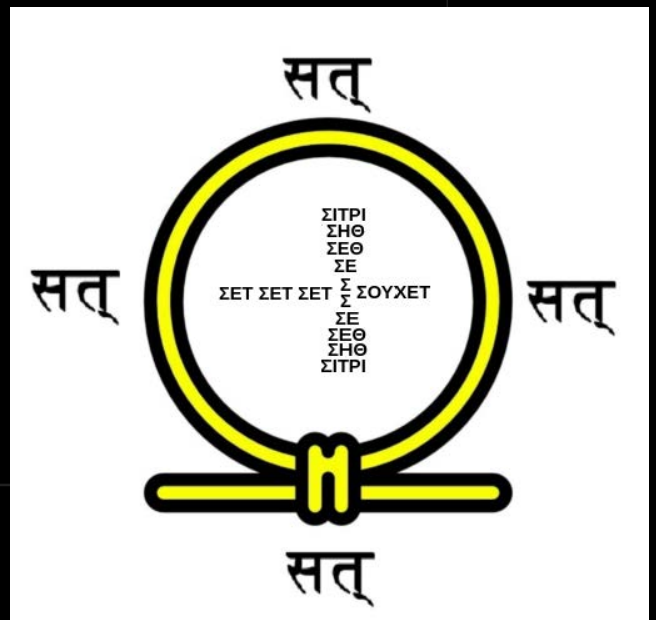
Kenaz x10



Eihwaz x10



Dagaz x10



#### Affirm

Complete

Affirm the following sentences:

*You are He that sees the Serpent,*

*You are He that knows the Depths of Creation,*

*You are He that brings the Darkness,*

*You are He that carries the 144 Laws.*

*Be merciful to us, Defend us in your Laws,*

*Include us in your protection, Lord Set.*

[Focus on the Sigil willing this so.]

#### Vibrate

Complete

Vibrate the Runes below:



Ingwaz x10



Thurisaz x10



Tyr x10



Affirm

Complete

Affirm the following sentences:

*O Seth, Greatest One, trembling are those who are against Satan in Your Power.*

*Destroy the conspirators against the Lords of Justice and the Gods.*

*Remove from our path the obstacles against our wisdom, Great Seth.*

[Focus on the Sigil willing this so.]



Vibrate

Complete

Vibrate the Runes below:



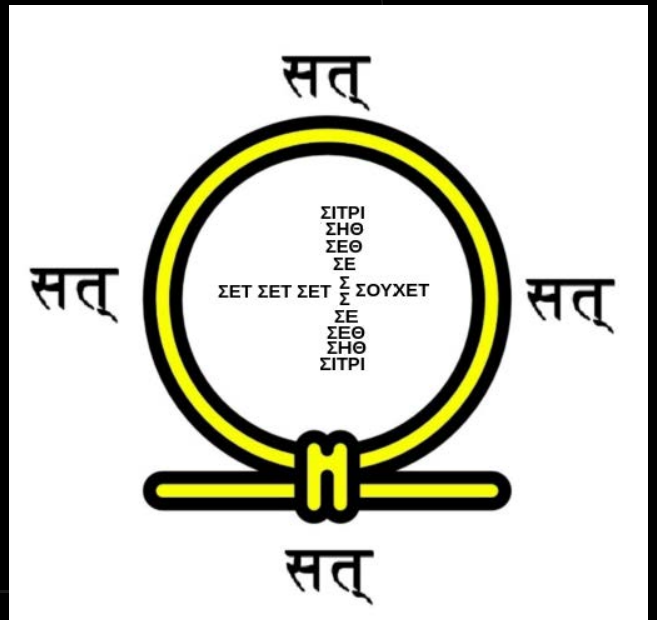
Jera x10



Ansuz x10



Dagaz x10



Affirm

Complete

Affirm the following sentences:

*Seth Suteh, Lord of the Ancients, Lord of the Depths!*

*Guard us all, children and innocents, in your great, powerful spirit,*

*Bless us all with understanding of our errors,*

*Carry us all safely across the dark river of Ignorance!*

[Focus on the Sigil willing this so.]



Vibrate

Complete

Vibrate the Runes below:



Sowilo x10



Lagur x10



Sowilo x10



Affirm

Complete

Affirm the following sentences:

*In Satan's Name You arrive!*

*You tell us all to command with You: "Haste, Haste, I am haste! Longing strongly, all-powerful! Erect the Dragon in Eden, all-powerful!*

*Urge of Set! Erect! You who are Powerful Forever, erect the Dragon of Eden."*

*In Satan's Name, You are our ally!*

[Focus on the Sigil willing this so.]



Vibrate

Complete

Vibrate the Runes below:



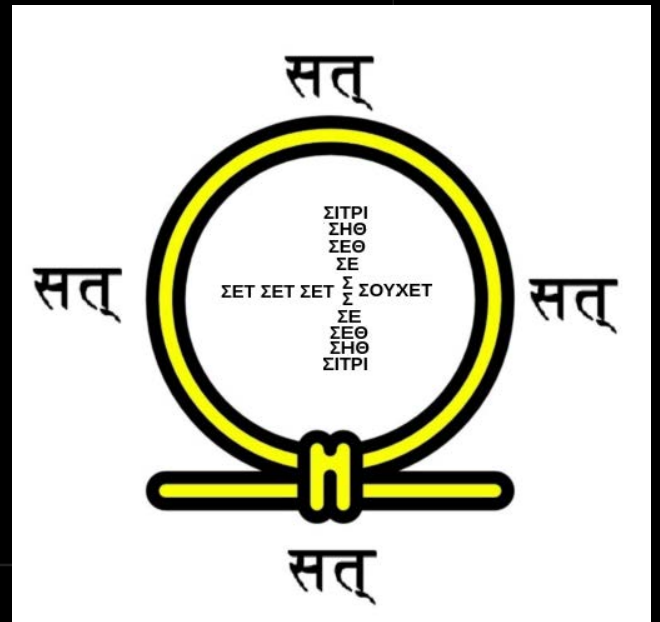
Dagaz x10



Odhal x10



Dagaz x10



Affirm

Complete

Affirm the following sentences:

*O Set, This is who you are: The Blessed, The Kind towards the Disciples of the Gods,*

*O Set, This is who you are: You wield the Scepter and the Serpent,*

*O Set, This is who you are: The Blessing of the power of the depths.*

*Proud is your Father, Satan Himself, who sees you rise in glory. You are always good to His Disciples; praised be you for all eternity!*

[Focus on the Sigil willing this so.]

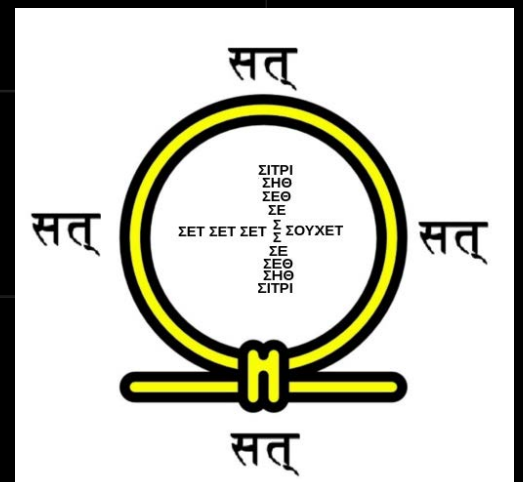


Vibrate

Complete

Vibrate the Mantras below:

**SATANAS AENAOS x10 SITRI x10**



Ending

Complete

Then end the ritual by saying the following 3 times:

*Affirm 3 times after you are done vibrating. [AUM...Affirm...AUM is once]*

**AUM**

*All this is what you are, Lord Set!*

*Blessed are all disciples who honor you,*

*You bring the strongest blessings in abundance for us!*

*Be kind to us and a torment among the enemies of the Gods,*

*A caretaker for us, but the ruin of the conspirators against the Holy Gods!*

*Set, Seth, Sitri, Suteh, Suhet, blessed are you!*

**AUM**

*Close the Ritual with a big "HAIL SATAN, HAIL SET!"*

## Final Step

After you are done with this, you can meditate on Set's Sigil in the Joy of Satan, or the one below. Let yourself be immersed and to receive energy from Set.

It's important to meditate on yourself after the Ritual calmly for a few minutes.

Go to sigil.

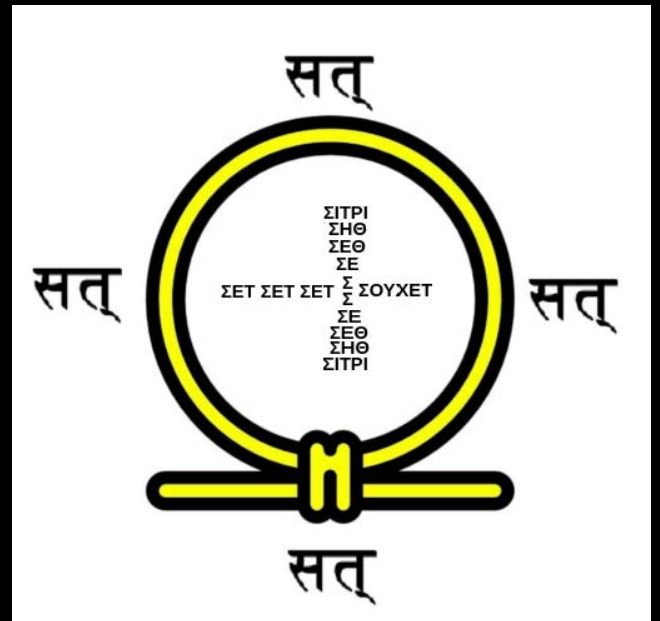
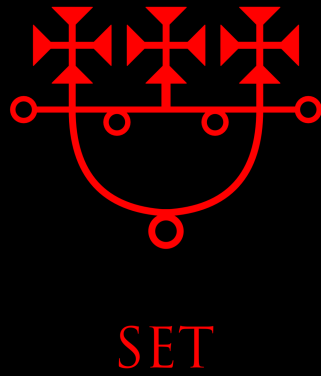
## Ritual Notes

■■■: SAT, real, true, truthful in Sanskrit.

**The Symbol that Encapsulates the Sigil:** The Shen Ring, Egyptian Hieroglyphic language. The Shen also survived in Chinese tradition as a glyph for Spiritual Force, Divine Force, and God.

**The Letters of the Sigil Inside:** The Ancient Greek letters for Set's Name in arrangement.

**Sigil for Focus:**



## JoS Rituals

[About](#) [Contributors](#) [Releases](#) [Contact](#)

© Joy of Satan Ministries; CI-320929520





## Destroying Xianity and Rabbi Christ

- 1 This ritual can be repeated as many times as you wish. You can begin this ritual at any time.
- 2 Raising your energies before the Ritual is advised. [Click here for energy raising rituals.](#)

### Reverse

Complete

Vibrate the following paragraph below 10 times:

SEE-YY • SEE-T • EE-PE • YAK • ONA-REE-O • NE • A-EE-EES-OXEE • AS-AP  
• EEM

EE-THO-ETH • NO-YEL • SEE-TVA • NES-EELA-LE • SUS-EE • O • NO-TH-LES-  
ORP • YAK

### Affirm

Complete

Affirm the following sentences 9 times:

**AUM**

*All authority of Jesus Christ in all its forms, is dead, is cursed, and is void in the heavens and the earth, now and forever.*

*The Jewish people and all people of Jesus Christ, have now fallen from all positions of influence and power.*

*All authority granted through the lie of Jesus Christ has collapsed, is void, and destroyed.*

*The Jewish thoughtform of Jesus Christ is cursed, defiled, and dead.*

**AUM**

### Ending

Complete

Then end the ritual with:

**HAIL SATAN!**

### Pronouncing the Ritual

Making your vibrations according to these instructions may be challenging or unusual at first. Do not worry too much about this. Do your best and it will get easier over time. Still, the better, the more effective.

**YY** pronounced as in **YARD** (Hard Y).

**EE** as in **EEL**.

**S** as in **SNAKE**.

X as in EXACT.

T as in TRAUMA.

P as in PAIN.

R like ROLL.

TH as in THOTH.

MP3 for this ritual.



## JoS Rituals

[About](#) [Contributors](#) [Releases](#) [Contact](#)

© Joy of Satan Ministries; CI-320929520



## Preventing Another Major War #3

- 1 This ritual can be repeated as many times as you wish. You can begin this ritual at any time.
- 2 Raising your energies before the Ritual is advised. [Click here for energy raising rituals.](#)

### Reverse

Complete

Vibrate the following paragraph below 9 times:

MAYN-AKH-HUT • OHL-AYV • TEER-UHB • MEH-AHL

TOHR-KHEET-OHL • MAHT-OH • MEER-AHKH-AHT

MAYR-AHKH-AH • MAHT-EEK-EEH-AYV • AHKH-AYN-AHF-UHL

AHKH-AYH-OHL-EH • AHV-OH-HUHY • MAHN-AHT-NUU

### Affirm

Complete

Affirm the following sentences 9 times:

**AUM**

*The God of Israel has lost all power over Gentiles.*

*The Jews have lost all power over Gentiles.*

*The Jewish attempts at starting another war have failed completely and permanently.*

**AUM**

### Ending

Complete

Then end the ritual with:

**HAIL SATAN!**

### Pronouncing the Ritual

Making your vibrations according to these instructions may be challenging or unusual at first. Do not worry too much about this. Do your best and it will get easier over time. Still, the better, the more effective.

**AH** as in the American English word **FATHER**.

**AY** as in the American English words **DAY**, **SAY**, **MADE**.

**EE** as in the American English words **WEEK** and **SEEK**.

**EH** as in the American English words **PET**, **SET**, and **LET**.

**KH** is guttural and the sound is made in the back of the throat.

**OH** as in the American English words **OH** and **GO**.

**UH** as in the American English words **CUT** and **TUB**.

**UU** as in the American English words **SOOTH** and **TOOTH**.

**MP3 for this ritual.**



## JoS Rituals

[About Contributors](#) [Releases](#) [Contact](#)

© Joy of Satan Ministries; CI-320929520



## Destroying Jewish Rule & Domination #3

- 1 This ritual can be repeated as many times as you wish. You can begin this ritual at any time.
- 2 This ritual consists of 3 parts, this is the first part and each part complements the other. They can be performed either together or separately, as your time permits.
- 3 Raising your energies before the Ritual is advised. [Click here for energy raising rituals.](#)

### Reverse

Complete

Vibrate the following paragraph below 10 times:

SEE-YY • SEE-T • EE-PE • YAK • ONA-REE-O • NE • A-EE-EES-OXEE • AS-AP  
• EEM

EE-THO-ETH • NO-YEL • SEE-TVA • NES-EELA-LE • SUS-EE • O • NO-TH-LES-  
ORP • YAK

### Affirm

Complete

Affirm the following sentences 9 times:

**AUM**

*All authority of Jesus Christ in all its forms, is dead, is cursed, and is void in the heavens and the earth, now and forever.*

*The Jewish people and all people of Jesus Christ, have now fallen from all positions of influence and power.*

*All authority granted through the lie of Jesus Christ has collapsed, is void, and destroyed.*

*The Jewish thoughtform of Jesus Christ is cursed, defiled, and dead.*

**AUM**

### Ending

Complete

Then end the ritual with:

**HAIL SATAN!**

### Pronouncing the Ritual

Making your vibrations according to these instructions may be challenging or unusual at first. Do not worry too much about this. Do your best and it will get easier over time. Still, the better, the more effective.

**YY** is like a very tough Y sound, as in a tough **YALE** sound.

EE is a high EE sound as in EEL.

S is a normal S sound, as in SNAKE.

X as in EXACT.

T as in TRAUMA.

P as in PAIN.

R is only slightly rolled, such as in RISE.

MP3 for this ritual.



## JoS Rituals

[About](#) [Contributors](#) [Releases](#) [Contact](#)

© Joy of Satan Ministries; CI-320929520



## JoS RITUALS

DEMON

HP COBRA  
•  
AVG. 25 MIN TO PERFORM

### Thoth's Power Ritual

- 1 This Ritual is based on vibrating the Runes and making certain affirmations. Raising your energies before the Ritual is advised. [Click here for energy raising rituals.](#)
- 2 The Sigil that is provided is the point of focus where this Ritual is upon.
- 3 The Runes that are done here, can be vibrated around the centre of the Sigil where the Shenu Protection Ring is. You can imagine this lighting up so much, like the Sun has a layer of light surrounding all of it.
- 4 Vibrate these Runes in a short version [ie, do not draw the runic vibration on a very big breath, especially for those who are new and can't do that many vibrations]. [Click here to pronounce the runes.](#)
- 5 When you affirm that the curses etc. are going back to their senders, it can help to imagine this.

#### Vibrate

Complete

Vibrate the Runes below:



Fehu x10



Ansuz x10



Kenaz x10

#### Affirm

Complete

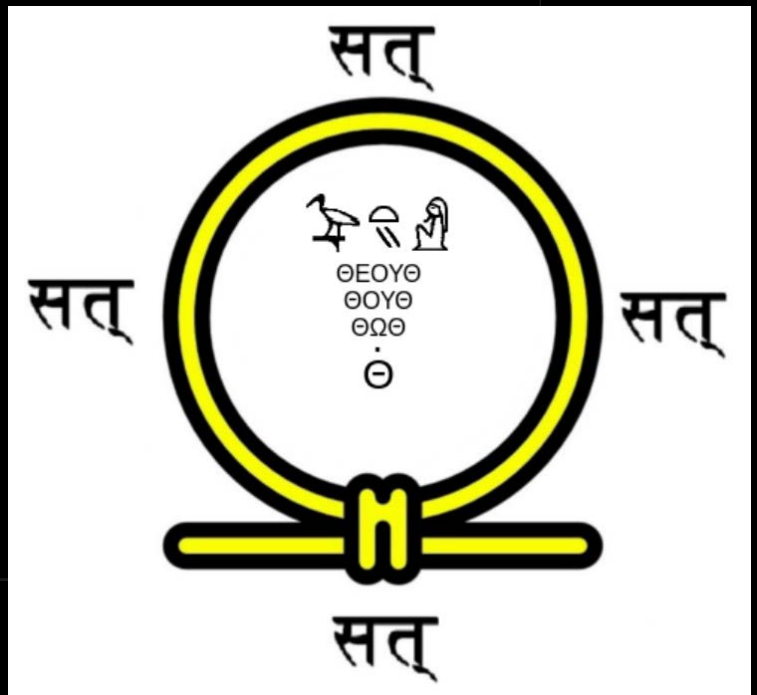
Affirm the following sentences:

*We invite you, Pure Teacher of Teachers,  
Lord Thoth, Greatest One,  
In the assembly of the Joy of Satan,  
Which is your House: A House of Wisdom and Knowledge!  
Come to your home!*

#### Vibrate

Complete

Vibrate the Runes below:



Wunjo x10



Sowilo x10



Ansuz x10

Affirm

Complete

Affirm the following sentences:

*You are Hermes Trismegistus,*

*You are Thoth of Egypt,*

*You, the incarnation of knowledge,*

*Thank you for the Divine Mind,*

*Appreciated is your sacred knowledge.*

Vibrate

Complete

Vibrate the Runes below:



Ansuz x10



Dagaz x10



Kenaz x10

Affirm

Complete

Affirm the following sentences:

*No evil can ever reach you, Thoth,*

*Even your enemies have succumbed to your wisdom, kindness, and knowledge.*

*You are the Son of the Truth,*

*Great is your transference of the Divine Wisdom,*

*You are Truthful and Unaltered!*

Vibrate

Complete

Vibrate the Runes below:



Ansuz x10



Raidho x10



Kenaz x10





#### Affirm

Complete

Affirm the following sentences:

*Bestow upon our community and upon me, O Thoth,*

*Wisdom from your wisdom, knowledge from your knowledge, mind from your mind!*

*Give abundantly to the worthy ones, so the people will rejoice and say:*

*"Greatest is Thoth, a Master of Masters, a holder of the Key of Keys! He unlocks all the doors!*

*Now we can go everywhere! How Holy is He, That All The Gods bow to Him in reverence when He passes through!"*

#### Vibrate

Complete

Vibrate the Runes below:



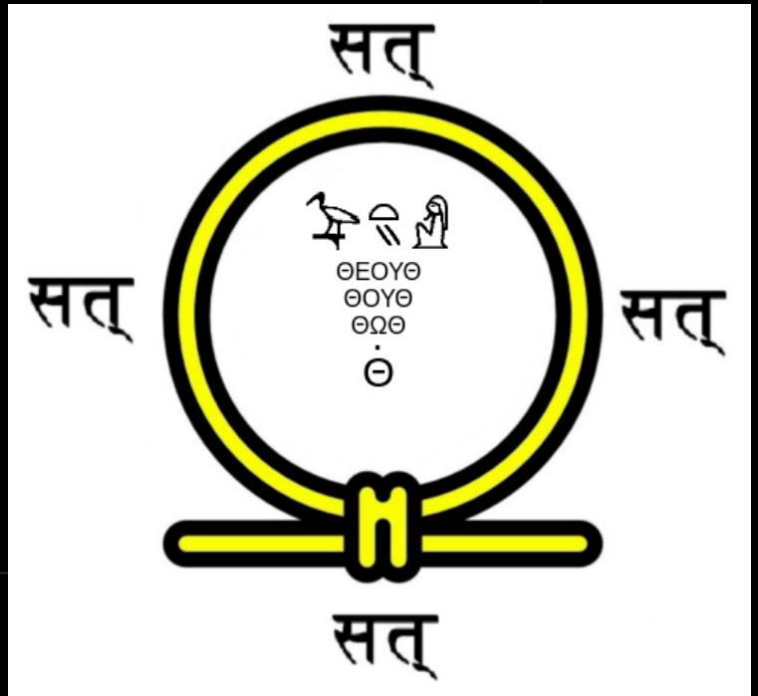
Ansuz x10



Mannaz x10



Kenaz x10



#### Affirm

Complete

Affirm the following sentences:

*You travel around the Earth, O Thoth,*

*And you whisper in the ears of the initiated ones, the worthy ones.*

*You bring them back with your kind whisper to follow the Truth once again.*

*We plead from the bottom of our souls to you:*

*Bring soul remembrance (ανάμνηση), not only memory (Μνήμη)!*

#### Vibrate

Complete

Vibrate the Runes below:



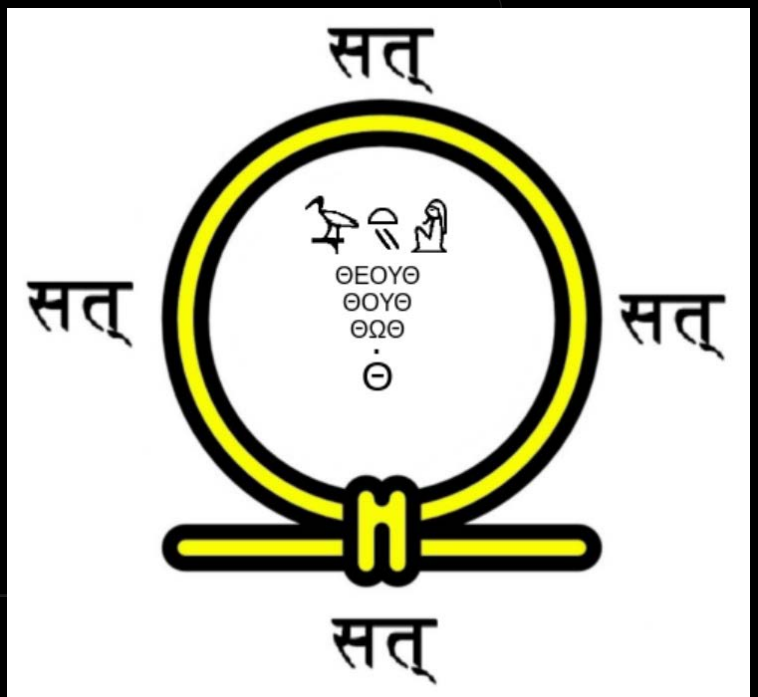
Kenaz x10



Raidho x10



Dagaz x10



#### Affirm

Complete

Affirm the following sentences:

*Expand my consciousness, O Thoth,*

*Do not let me dwell in ignorance any longer,*

*Bring me into the light of the Truth,*

*Shed the falsehood from my soul,*

*Fill me with Truth, Wisdom, and Understanding, Great master of all the True knowledge!*

## Affirm

Complete

Affirm the following sentences:

Then vibrate x10 times **"SATANAS AENAOS"** and then **"THOTH, TEH, TEHUTI, HERMIE, TEHUTH, THEUTH"** x10 times.

## Ending

Complete

Then end the ritual with:

Vibrate **AUM** once and then affirm once:

*All this is what you are, Lord Thoth.*

*You are the messenger of the Truth!*

*May your Wife, Seshat, and you, Lord Thoth, be gracious and always fond of us.*

*Lead us as we prostrate ourselves in front of your knowledge, shine upon us, and love us! THOTH, TEH, TEHUTI, HERMIE, TEHUTH, THEUTH, blessed are you!"*

Vibrate **AUM** again and close the Ritual.

## Final Step

After you are done with this, you can meditate on Thoth's Sigil in the Joy of Satan, or the one below. Let yourself be immersed and to receive energy from Thoth.

It's important to meditate on yourself after the Ritual calmly for a few minutes.

## Ritual Notes

■■■: SAT, real, true, truthful in Sanskrit.

**The Symbol that Encapsulates the Sigil:** The Shen Ring, Egyptian Hieroglyphic language. The Shen also survived in Chinese tradition as a glyph for Spiritual Force, Divine Force, and God.

**The Letters of the Sigil Inside:** The Ancient Greek letters for Thoth's Name in arrangement.

**Sigil for Focus:**



## JoS Rituals

About Contributors Releases Contact

© Joy of Satan Ministries; CI-320929520



## Furfur's Power Ritual

- 1 This Ritual is based on vibrating the Runes and making certain affirmations. Raising your energies before the Ritual is advised. [Click here](#) for energy raising rituals.
- 2 The Sigil that is provided is the point of focus where this Ritual is upon. It is this Sigil here.
- 3 The Runes that are done here, can be vibrated around the centre of the Sigil where the Shenu Protection Ring is. You can imagine this lighting up so much, like the Sun has a layer of light surrounding all of it.
- 4 Vibrate these Runes in a short version [ie, do not draw the runic vibration on a very big breath, especially for those who are new and can't do that many vibrations]. [Click here](#) to pronounce the runes.
- 5 When you affirm that the curses etc. are going back to their senders, it can help to imagine this.

### Vibrate

Complete

Vibrate the Runes below:



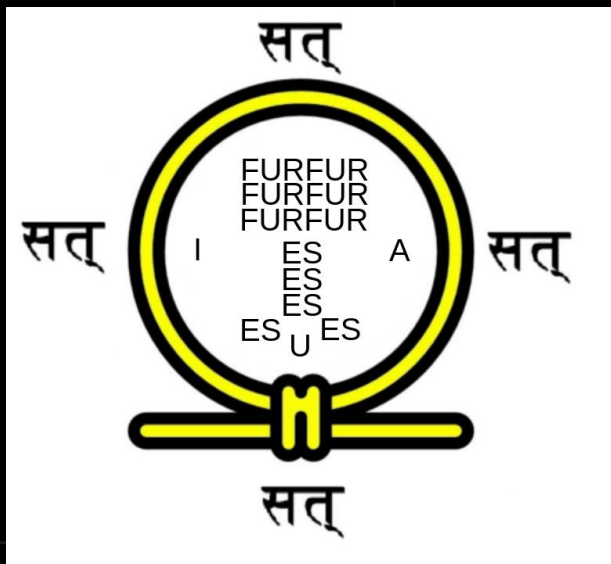
Berkano x10



Sowilo x10



Lagur x10



### Affirm

Complete

Affirm the following sentences:

*Furfur, Great Demon of vegetation, creation, and abundance,*

*We evoke and invoke your power through your Mother Astarte, who rules over you.*

*Be blessed by us, the Disciples of the Joy of Satan, and our honorable utterances!*

### Vibrate

Complete

Vibrate the Runes below:



Berkano x10



Ansuz x10



Lagur x10

Affirm

Complete

*Lord Furfur, protect us and care for us.  
Bless our vegetation,  
Bless our cattle,  
Bless our production for the necessities of life,  
Bless us with abundance in food and spiritual life force.  
Pray be blessed, O Furfur, Son of Demeter, the Great Life Giver.  
[Focus on the Sigil willing this so.]*

Vibrate

Complete

Vibrate the Runes below:



Berkano x10



Dagaz x10



Lagur x10

Affirm

Complete

Affirm the following sentences:  
*Lord of the Ravens, Noble Furfur,  
Grant us vitality,  
Feed us the holy bran,  
Restore us into liveliness,  
Protect our Wisdom in the Head and the Seat of our Soul.*

[Focus on the Sigil willing this so.]

Vibrate

Complete

Vibrate the Runes below:



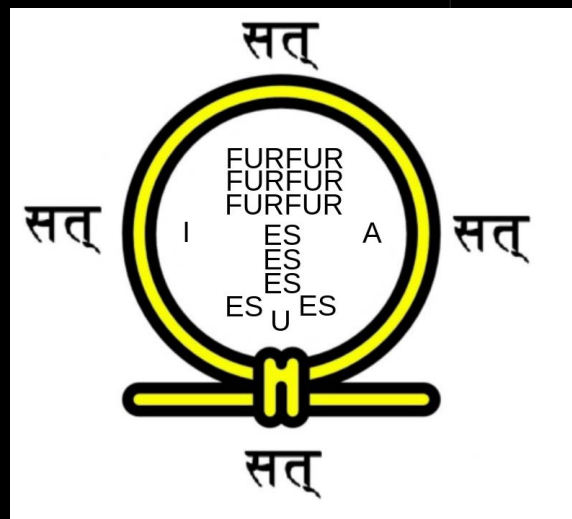
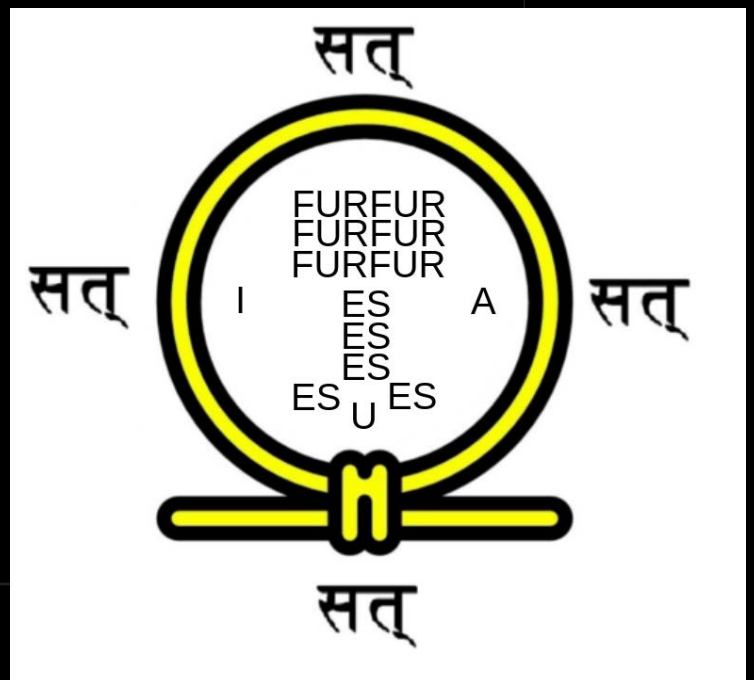
Berkano x10



Lagur x10



Ingwaz x10



### Affirm

Complete

Affirm the following sentences:

*Help us Remember, Lord Furfur,*

*You who supplements with spiritual and material sustenance.*

*For you have declared:*

*"When I arise, the bounty of the wise is plentiful, their table filled with the abundant products of the earth!"*

[Focus on the Sigil willing this so.]

### Vibrate

Complete

Vibrate the Runes below:



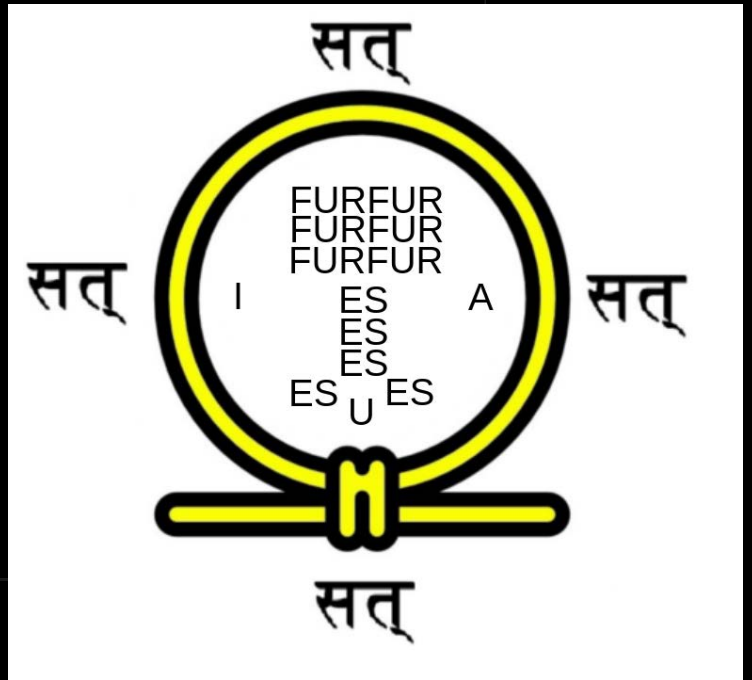
Berkano x10



Kenaz x10



Eihwaz x10



### Affirm

Complete

Affirm the following sentences:

*Lord Furfures,*

*Restore our sight and bring our heads out of the darkness.*

*As you rule passions of the flesh,*

*Help us become masters over them.*

[Focus on the Sigil willing this so.]

### Vibrate

Complete

Vibrate the Runes below:



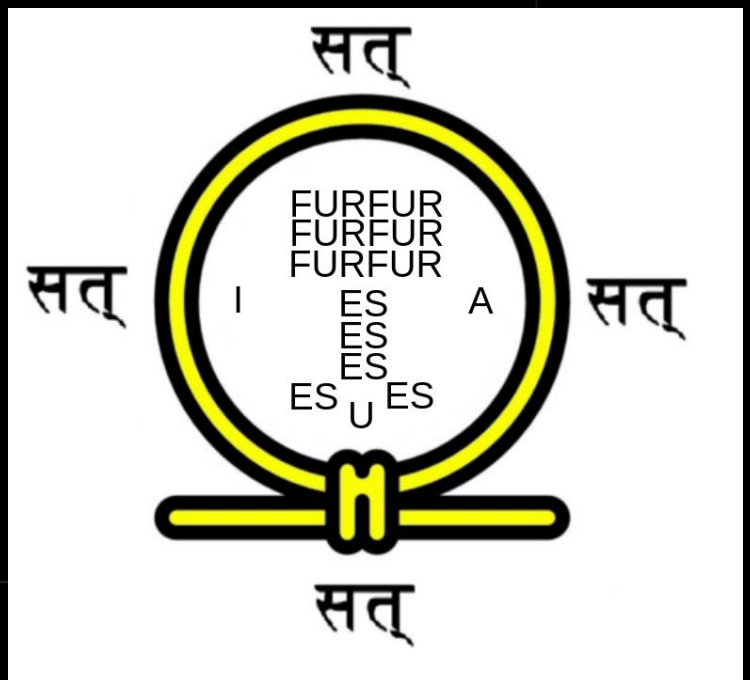
Berkano x10



Lagur x10



Berkano x10



### Affirm

Complete

Affirm the following sentences:

*The child shall eat,*

*The mother shall eat,*

*The father shall eat,*

*The family will be blessed with the bountiful feast of the wonders of the earth.*

[Focus on the Sigil willing this so.]

## Ending

Complete

Recite the Name of Furfures 5 times:

"Furfur, Furfures, Bran, Trofos!"

Then Affirm ONCE:

*Blessed are you, Furfures, you who rules over the blooming life and process of nutrition.  
Grow our children, our folk, our wealth, our life force, and our consciousness,  
So that we may pray blessings directed upon you onward to Eternity!*

## Final Step

After you are done with this, you can meditate on Furfur's Sigil in the Joy of Satan, or the one below. Let yourself be immersed and to receive energy from Furfur.

It's important to meditate on yourself after the Ritual calmly for a few minutes.

Go to sigil.

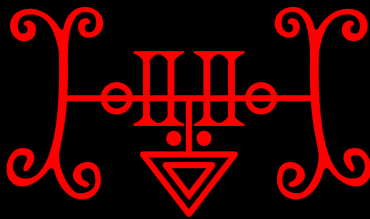
## Ritual Notes

■■■: SAT, real, true, truthful in Sanskrit.

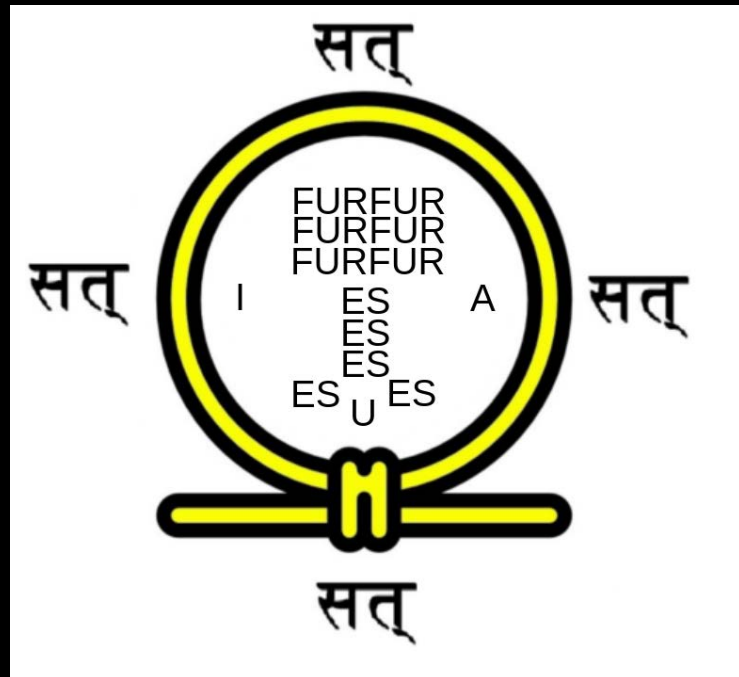
**The Symbol that Encapsulates the Sigil:** The Shen Ring, Egyptian Hieroglyphic language. The Shen also survived in Chinese tradition as a glyph for Spiritual Force, Divine Force, and God.

**The Letters of the Sigil Inside:** The Ancient Greek letters for Furfur's Name in arrangement.

Sigil for Focus:



FURFUR



## JoS Rituals

About Contributors Releases Contact

© Joy of Satan Ministries; CI-320929520



## Killing Tetragrammaton

- 1 This ritual can be repeated as many times as you wish. You can begin this ritual at any time.
- 2 This is to be combined with the Final RTR, at the end of this. So one does their regular RTR as they always do, then after done, they start doing the ritual below. There is no need to increase any of the numbers of this ritual. They should be left as is for maximum effectiveness.
- 3 The erasing of this will happen as follows. One has to keep in mind or focus on the picture here. It is based on this, that one will be doing the destruction. This is to be done exactly after one is finished in doing the RTR and finished the affirmation of the Final RTR.
- 4 To get in less details for this to be less complicated, this below is just napalm. Explaining in elaborate fashion why this is as it is, should take half a book. It must be done consciously, and remember, the intent is to finish this off and eternally make this devoid of any form of existence.
- 5 Erase each row one letter at a time, starting at the left. As with the Final RTR, repeat the vibrations for each letter, blot it out, then move on to the next one. Repeat the vibrations 3 times each for the first row, 6 times for Row 2, and so on. After blotting out each row, with intense focus, feel and know that the letters are dead.
- 6 Raising your energies before the Ritual is advised. [Click here for energy raising rituals.](#)



Complete

Affirm the following sentences 10 times:

[After blotting out the whole triangle, for a few seconds, focus intensely in the silence of your mind on the knowledge that all of this “tetragrammaton” is gone permanently.]

*The Hebrew Tetragrammaton in all it's symbols and permutations is now dead, devoid of power, and permanently destroyed in all dimensions of existence.*

*All Jewish spiritual force is permanently dead and banished from this world and all worlds.*

*The spiritual veil of hebrew magick and consciousness covering this world is permanently lifted, dead, and devoid of any and all power and influence.*

 Ending

Complete

Then end the ritual with:

**AUM**

**HAIL SATAN!**

## Pronouncing the Ritual

Making your vibrations according to these instructions may be challenging or unusual at first. Do not worry too much about this. Do your best and it will get easier over time. Still, the better, the more effective.

The **BOLD** syllables are accented/stressed.

**AH** as in **SAW**, **AWE**, **PAW**.

**AI** or **AY** as in **BAY**, **SAY**, **AIM**.

**DH** a hard **TH**, as in **THE**.

**EE** as in **MEET**, **SEED**, **SEEM**.

**EH** as in **LET**, **SET**, **MET**.

**I** or **IH** as in **SIT**, **MISS**, **HIT**.

**OH** as in **OPEN**, **COLD**, **BOLD**.

**OO** as in **ZOOM**, **BLOOM**.

**TS** as in **PIZZA**, **BATS**, **MATS**.

**U** as in **PUT**, **HOOF**, **HOOK**.

**UH** as in **HUT**, **HUM**, **MUD**.



## JoS Rituals

[About](#) [Contributors](#) [Releases](#) [Contact](#)

© Joy of Satan Ministries; CI-320929520





## Neberius's Power Ritual

- 1 This Ritual is based on vibrating the Runes and making certain affirmations. Raising your energies before the Ritual is advised. [Click here](#) for energy raising rituals.
- 2 The Sigil that is provided is the point of focus where this Ritual is upon.
- 3 The Runes that are done here, can be vibrated around the centre of the Sigil where the Shenu Protection Ring is. You can imagine this lighting up so much, like the Sun has a layer of light surrounding all of it.
- 4 Vibrate these Runes in a short version [ie, do not draw the runic vibration on a very big breath, especially for those who are new and can't do that many vibrations]. [Click here](#) to pronounce the runes.
- 5 This Ritual contains 210 Vibrations, which is a bit less than 2 circles of Mala beads. If you can't do that many, reduce the number of vibrations by half [e.g., instead of vibrating the Runes 10 times each, only do 5 vibrations].

### Vibrate

Complete

Vibrate the Runes below:



Fehu x10



Sowilo x10



Kenaz x10

### Affirm

Complete

Affirm the following sentences:

*Lord Neberius, Guardian of the Underworld,*

*The people of the Joy of Satan, whom you have chosen, sing praise to you.*

*Listen to us, Reverend One,*

*Always in eager friendship and respect.*

*We, Satan's Disciples, do call upon you to aid and guide us constantly!*

### Vibrate

Complete

Vibrate the Runes below:





Perthro x10



Mannaz x10



Sowilo x10



Affirm

Complete

Affirm the following sentences:

*The Lord who knows your secret verse has opened the Gate for you.*

*You come from the Underworld where the souls of the Pious ones reside.*

*Large is your Glory, Greater is your Crown.*



Vibrate

Complete

Vibrate the Runes below:



Lagur x10



Fehu x10



Eihwaz x10



Affirm

Complete

Affirm the following sentences:

*You are the Three-Headed One who guards all wisdom.*

*Unknown are your ways.*

*Lead us to understand the hidden paths,*

*We partakers in your thrice great ways, Great Neberius!*

*O, Cerberus, chosen One by Beelzebul Himself!*



Vibrate

Complete

Vibrate the Runes below:



Tyr x10



Sowilo x10



Reidho x10



## Affirm

Complete

Affirm the following sentences:

*You maintain the Sacred Order of the Begotten Realms,*

*The people say, "Great is the Power of Neberius, Who Guards all Riches."*

*You Guard the Flaming Path and the Path of the Waters of Restoration.*

*By your admission move the terrible and glorious creatures of your domain,*

*Through your gaze of Wisdom, you know who will set sail for left and right!*

## Vibrate

Complete

Vibrate the Runes below:



Eihwaz x10



Lagur x10



Dagaz x10



## Affirm

Complete

Affirm the following sentences:

*Nobody shall pass in or out without your Divine Approval.*

*Damned are those who try to trespass,*

*Blessed are those who listen to the wise ones for safe passage.*

*The Herculean souls will pass, but no fool shall ever pass by you unnoticed.*

*You are ever vigilant. You cannot be surmounted by force, Great Kerberos!*

## Vibrate

Complete

Vibrate the Runes below:



Berkano x10



Sowilo x10



Reidho x10



## Affirm

Complete

Affirm the following sentences:

*You are Powerful, you are Purified. Your Power brings to us all our needs.*

*Your service is good for the children of the Gods: the followers of the Joy of Satan, the Family of Satan.*

*Pure are your acts, our beloved, Great, and Esteemed Neberius!*

## Vibrate

Complete

Vibrate the Mantras below:

NE-BE-RI-US x10 NEBERION x10 KER-VE-ROS x10

 Affirm

Complete

Affirm the following 3 times:

[AUM...Affirm...AUM is once]

**AUM**

*Blessed are you, Lord Kerberos, Guardian of the Underworld.  
You Guard the great riches and bestow them on the pious ones,  
The laborious, the great, the heroic ones!*

*Blessed are we all to bless you by our Rituals, Great Guardian.*

*We, your followers in the Gods, receive all your abundant blessings.*

*Neberius, Neberion, Kerberos, Kerveros, Three-Headed Guardian—these are some of your  
Names and Titles.*

*Blessed are All your Names, now and in all eternity!*

**AUM**

 Ending

Complete

Then end the ritual with:

**HAIL SATAN!**

## Final Step

After you are done with this, you can meditate on Neberius's Sigil in the Joy of Satan, or the one below. Let yourself be immersed and to receive energy from Neberius.

It's important to meditate on yourself after the Ritual calmly for a few minutes.

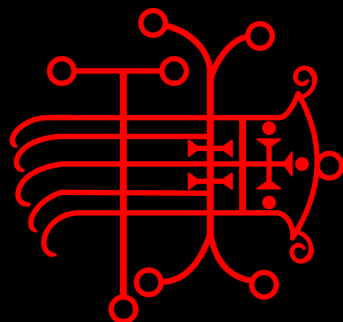
## Ritual Notes

■■■: SAT, real, true, truthful in Sanskrit.

**The Symbol that Encapsulates the Sigil:** The Shen Ring, Egyptian Hieroglyphic language. The Shen also survived in Chinese tradition as a glyph for Spiritual Force, Divine Force, and God.

**The Letters of the Sigil Inside:** The Ancient Greek letters for Neberius's Name in arrangement.

**Sigil for Focus:**



NABERIUS





## JoS Rituals

[About](#) [Contributors](#) [Releases](#) [Contact](#)

© Joy of Satan Ministries; CI-320929520



## Curse Israel [Genesis 12:2-3]

1 This ritual can be repeated as many times as you wish. You can begin this ritual at any time. This ritual has already been done, but due to the weekly Torah readings repeating themselves every year beginning on the Jewish holiday of Yom Kippur, which is the Jewish New Year, it must be done again. We are following their weekly readings and reversing and erasing the curses.

2 The words below are to be vibrated. By vibrating these words, this will remove another powerful biblical curse. The more people we have who will be doing this ritual, the better, as there is both strength and power in numbers.

3 Many of the words below are guttural. This means many syllables are vibrated in the back of the throat. Just do the best that you can. Become familiar with the words [an MP3 file with the pronunciations can be found at the end of the page for guidance], as much as you can before performing the ritual.

4 This ritual may also be done as often as you like, and is a very good cathartic when you feel anger and hatred towards the enemy. Just do the best that you can.

5 Raising your energies before the Ritual is advised. [Click here](#) for energy raising rituals.

### Reverse

Complete

Vibrate the following below 9 times:

AHKH-AHR-UHB • YAY-EHV • AHKH-EHM-USH

AHL-DAHG-AH-AHV • AHKH-KHEHRR-AHV-AH-AHV

LOHD-AHG • OIG-UHL • AHKH-SS--'EH'--EHV

AHM-AHD-AH-AHH • TOKH-UHP-SHEEM--LOHK • AHKH-UHV

UUKH-UHR-VEEN-AYV • ROH-AH • AHKH-EHL-AHK-MUU

AHKH-AYKH-RAHV-UHM • AHKH-RAHV-AH-AHV

### Affirm

Complete

Affirm the following sentences 9 times:

**AUM**

*Those who bless Israel are cursed.*

*Those who curse Israel are blessed.*

**AUM**

### Ending

Complete

Then end the ritual with:

## Pronouncing the Ritual

Making your vibrations according to these instructions may be challenging or unusual at first. Do not worry too much about this. Do your best and it will get easier over time. Still, the better, the more effective.

**AH** as in the American English word **FATHER**.

**AY** as in the American English words **DAY**, **SAY**, **MADE**.

**EE** as in the American English words **WEEK** and **SEEK**.

--'EH'-- glottal stop as in the American English word **HOUR**.

**EH** as in the American English words **PET**, **SET** and **LET**.

**KH** is guttural and the sound is made in the back of the throat.

**OH** as in the American English words **OH** and **GO**.

**OI** as in the American English words **BOY** and **TOY**.

**R**'s should be rolled.

**UH** as in the American English words **CUT** and **TUB**.

**UU** as in the American English words **SOOTH** and **TOOTH**.

**MP3 for this ritual.**



## JoS Rituals

[About](#) [Contributors](#) [Releases](#) [Contact](#)

© Joy of Satan Ministries; CI-320929520



## Serpent Ascending [Genesis 3:24]

- 1 This ritual can be repeated as many times as you wish. You can begin this ritual at any time.

- 2 This ritual has already been done, but due to the weekly Torah readings repeating themselves every year beginning on the Jewish holiday of Yom Kippur, which is the Jewish New Year, it must be done again.

- 3 The words below are to be vibrated. By vibrating these words, this free the Serpent of Satan, as these yearly torah readings keep the Serpent of Satan cursed and bound so that humanity cannot see the truth and the populace remains brainwashed and under the control of the Jews. This will destroy the enemy. The more people we have who will be doing this ritual, the better, as there is both strength and power in numbers. This ritual may also be done as often as you like, and is a very good cathartic when you feel anger and hatred towards the enemy.

- 4 Many of the words below are guttural. This means many syllables are vibrated in the back of the throat. Just do the best that you can. Practice the words [an MP3 file with the pronunciations can be found at the end of the page for guidance], as much as you can before performing the ritual.

- 5 Raising your energies before the Ritual is advised. [Click here](#) for energy raising rituals.

### Reverse

Complete

Vibrate the following paragraph below 9 times:

AHKH-YEHY-AHKH • YAIM-UHY--LAHK • LAHKH-OHT • RRAHFF--'AH'--AYV  
KHAYL-AYT • AKH-NOHKH-UHGG--'AHL' • EHD-AHS-HAH • TAHY-AHKH  
LOHK-EEM-UU • AHM-HEH-UHB-HAH--LOHK-EEM • AHT-AH • RR-UU-RAH  
T-OH-ZZ • AHT-EES--'AHH' • EEK • SH-AKH-AHN-NAH--LEH  
MEEHH-OHL-EH • AHV-OH-HUHY • RR-EHM-OH-YAV

### Affirm

Complete

Affirm the following sentences 9 times:

**AUM [only once, before affirmations]**

*The Serpent is free. The Serpent is exalted. The Serpent is forever!*

**AUM [only once, after affirmations]**

### Ending

Complete

Then end the ritual with:

**HAIL SATAN!**



Making your vibrations according to these instructions may be challenging or unusual at first. Do not worry too much about this. Do your best and it will get easier over time. Still, the better, the more effective.

--'A'-- glottal stop as in the American English word **HOUR**.

**AH** as in the American English word **FATHER**.

**AY** as in the American English words **DAY**, **SAY**, **MADE**.

**EE** as in the American English words **WEEK** and **SEEK**.

**EH** as in the American English words **PET**, **SET** and **LET**.

**KH** is guttural and the sound is made in the back of the throat.

**OH** as in the American English words **OH** and **GO**.

**R**'s should be rolled.

**UH** as in the American English words **CUT** and **TUB**.

**UU** as in the American English words **SOOTH** and **TOOTH**.

**MP3 for this ritual.**



## JoS Rituals

[About](#) [Contributors](#) [Releases](#) [Contact](#)

© Joy of Satan Ministries; CI-320929520



## Shattering Jewish Soul Protection

- 1 This ritual can be repeated as many times as you wish. You can begin this ritual at any time.
- 2 This Ritual is one addition to the other parts of the Final RTR Ritual [Killing Tetragrammaton and Killing the Hebrew Alphabet]. Specifically this ritual will destroy all their defenses and rip them apart, to make other rituals work even more powerfully.
- 3 The ritual has been created out of secret texts of the enemy, which they have shared only to their closed circles, and is extremely devastating as it should be.
- 4 Raising your energies before the Ritual is advised. [Click here](#) for energy raising rituals.

### Below will be instructions for the doing of this ritual:

1. In the picture provided, there are arrows. These show direction.
2. One starts from the first word [EE-AAHN-OH-DA], vibrates it in reverse with hate and intent to destroy it, then blots out the first square. After the blotting, one must focus on the fact this has been destroyed permanently.
3. After this, one moves into the first triad, which is to be done x6 times for each name [LAH-EH YOH-HAH], [LAH-EH YOH-HAH], etc, then [LEH-AH FAH-RR], [LEH-AH FAH-RR], etc. After these triads are completed, the letters are blotted out, and one proceeds to the next triad in the same way.
4. When all of the triads are done, one goes on the center, and does x6 times the two longer words, blotting them out similarly, finishing these squares.
5. Vibrate [MEE-DU-EH-EEYY] and blot out the Jewish Star, reversing it's word.
6. Chating [EE-AAHN-OH-DA] once, and proceeding with the destructive affirmation for all of these to finish them off.

### Affirm

Complete

Affirm the following sentences 3 times:

*The spiritual protection of all Jews and rabbis is permanently dead and erased.*

*The protective angels and thoughtforms of Jews are now permanently dead and erased.*

*Jews are defenseless from any and all sides, and in any and all worlds of existence.*

*All hate, psychic attacks, and negative karma has manifested fully on the Jews and the Jewish people.*

*Jews are completely defenseless against Satan and His Demons.*

*The Soul of Egypt has overpowered that of Judea. The soul of Judea is crashed, destroyed and shattered in all levels of existence, now and forever.*

*All jewish plans of world conquest have failed, and the Jews have been defeated completely and permanently.*

### Ending

Complete

Then end the ritual with:

**HAIL SATAN!**

## Pronouncing the Ritual

Making your vibrations according to these instructions may be challenging or unusual at first. Do not worry too much about this. Do your best and it will get easier over time. Still, the better, the more effective.

The **BOLD** syllables are accented/stressed.

**AH** as in **SAW**, **AWE**, **PAW**.

**AI** or **AY** as in **BAY**, **SAY**, **AIM**.

**DH** as in **THE**.

**DU** as in **DOOM**.

**EE** as in **MEET**, **SEED**, **SEEM**.

**EEYY** as in **PEE** but elongated like the **Y** in **DAY**.

**EH** as in **LET**, **SET**, **MET**.

**GG** lightly vibrated as in **GATE** but holding the **GG**.

**FAH** as in **FAD**, **FAMILY**.

**H** here is not to be vocalized, it's almost not heard.

**HH** as in **HOT**, **HH** vibrated in the back of the throat.

**I** or **IH** as in **SIT**, **MISS**, **HIT**.

**KOHK** as in **COKE**, **COAL**, **COURSE**.

**KH** vibrated lightly in the back of the throat.

**RR** vibrated and rolled.

**OH** as in **OPEN**, **COLD**, **BOLD**.

**OO** as in **ZOOM**, **BLOOM**.

**TT** vibrated lightly between two front middle teeth closer to the top palate.

**TS** as in **PIZZA**, **BATS**, **AATS**.

**U** as in **PUT**, **HOOF**, **HOOK**.

**UH** as in **HUT**, **HUM**, **MUD**.

**YOH** as in **YOGA**.

**ZAH** as in **ZAP**.



## JoS Rituals

[About](#) [Contributors](#) [Releases](#) [Contact](#)

© Joy of Satan Ministries; CI-320929520



## Adramalech / Alpheus's Power Ritual

- 1 This Ritual is based on vibrating the Runes and making certain affirmations. Raising your energies before the Ritual is advised. [Click here](#) for energy raising rituals.
- 2 The Sigil that is provided is the point of focus for this Ritual. It is this Sigil [here](#).
- 3 The Runes that are done here can be vibrated around the center of the Sigil, where the Shenu Protection Ring is. You can imagine this lighting up so much, like the Sun has a layer of light surrounding all of it.
- 4 Vibrate these Runes in a short version [i.e., do not draw the runic vibration on a very big breath, especially for those who are new and can't do that many vibrations]. [Click here](#) to pronounce the runes.
- 5 This Ritual contains 160 Vibrations, which is about 1 and a half circles of Mala beads. If you can't do that many, reduce the number of vibrations by half [e.g., instead of vibrating the Runes 10 times each, only do 5 vibrations].

### Vibrate

Complete

Vibrate the Runes below:



Fehu x10



Ansuz x10



Raidho x10

### Affirm

Complete

Affirm the following sentences:

*Great Lord of Sippur, Adramalekh,*

*Your Name means Kingship.*

*Long is your rulership between the Lines of the Euphrates,*

*Blessed is your Name.*

[Focus on the Sigil willing this so.]

### Vibrate

Complete

Vibrate the Runes below:





Gebo x10



Jera x10



Eihwaz x10



Affirm

Complete

Affirm the following sentences:

*In Satan's Name of Eternal Truth,*

*We wake you up from your slumber.*

*A New People is given for you to preside over,*

*The Initiated Ones of the Joy of Satan are baptized in your Divine Rivers.*

[Focus on the Sigil willing this so.]



Vibrate

Complete

Vibrate the Runes below:



Laguz x10



Ingwaz x10



Eihwaz x10



Affirm

Complete

Affirm the following sentences:

*Twofold is your Nature: Sun and Moon.*

*You are the Lord of Two Rivers.*

*Eternal are the Rivers of Knowledge,*

*For those who will be baptized in them.*

[Focus on the Sigil willing this so.]



Vibrate

Complete


Vibrate the Runes below:




Berkano x10



Laguz x10






[Focus on the Sigil willing this so.]


[Focus on the Sigil willing this so.]

[Focus on the Sigil willing this so.]

*My New Home and My New love."*



**Sigil for Focus:**



## JoS Rituals


[About Contributors](#) [Releases](#) [Contact](#)

© Joy of Satan Ministries; CI-320929520





JoS RITUALS



## How do RTRs work?

HP COBRA • 4 MIN READ

These rituals work to destroy the enemy and remove all their existence and spiritual foundation. The ritual is a masterful work of occultistic knowledge that follows spiritual and magickal laws to have maximum function.

It is **not** Hebrew, is the **opposite of Hebrew**. It's meant to delete Hebrew, devoid it of any spiritual power and destroy all associated curses of it. This will collapse the whole astral foundation of the enemy, and then all their material foundation will collapse on itself, since it's all upheld by these occultic forces.

**Recommended:** [On the Steps of Magick](#)

The occult principle behind the rituals is the creation of a counter-vibration to the vibration the Hebrs are creating, **effectively blotting out theirs from the astral plane and causing the opposite effect of what they intent.**

This is how modern insulation auditory technology works: **the sound is absorbed from the environment, and in the internal place a counter-sound is played, creating silence.** This removes and blots out the "Hebrew" and it's spiritual power from the astral realm. This destroys the enemy and their creations, leading them directly into demise.

Mathematically, the principle would be explained as +1 plus -1 equals 0. **In this case, the normal Hebrew and it's reversed counterpart, equal null and void.**

Additionally, the RTR's also impose the affirmation that not only these things are gone forever, but the intention of destruction is generated on top of this newly found void, creating direct destruction for the enemy.



JoS Rituals

[About](#) [Contributors](#) [Releases](#) [Contact](#)

© Joy of Satan Ministries; CI-320929520



JOS RITUALS  
DEMON

HP COBRA  
•  
AVG. 18 MIN TO PERFORM

## Satan's Absolution Ritual

- 1 This Ritual is based on vibrating the Runes and making certain affirmations. Raising your energies before the Ritual is advised. [Click here](#) for energy raising rituals.
- 2 The Sigil that is provided is the point of focus where this Ritual is upon. It is this Sigil here.
- 3 The Runes that are done here, can be vibrated around the centre of the Sigil where the Shenu Protection Ring is. You can imagine this lighting up so much, like the Sun has a layer of light surrounding all of it.
- 4 Vibrate these Runes in a short version [ie, do not draw the runic vibration on a very big breath, especially for those who are new and can't do that many vibrations]. [Click here](#) to pronounce the runes.
- 5 When you affirm that the curses etc. are going back to their senders, it can help to imagine this.

### Vibrate

Complete

Vibrate the Runes below:



Fehu x10



Lagur x10



Berkano x10

### Affirm

Complete

Affirm the following sentences:

*Lord Satan, Sanctified and Blessed is your Name,  
The blessed vowels and the blessed consonants,  
Holiest of holies, the Great Pathway,  
The loud, the hiss, the uprising, the sea, the silent.*


I call you by your Name and bless you with my Brothers and Sisters in Satan:

**A, SAT, SATANAMA, SATANAS, SAT, A!**

### Vibrate

Complete

Vibrate the Runes below:





Ansuz x10



Sowilo x10



Algiz x10



Affirm

Complete

Affirm the following sentences:

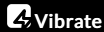
*Tonight we lift all curses uttered against your Name,*

*We remove all sins that have falsely been sent to you,*

*Your Name is detached from corrupted notions, lies and slander,*

*Now and Permanently.*

[Focus on the Sigil willing this so.]



Vibrate

Complete

Vibrate the Runes below:



Tiwaz x10



Sowilo x10



Thurisaz x10



Affirm

Complete

Affirm the following sentences:

*All sins and hostile energy sent against you Satan,*

*slandered you.*

*All hatred sent against your Name is backfired on*

*slandered your Holy Name.*

[Focus on the Sigil willing this so.]



Vibrate

Complete

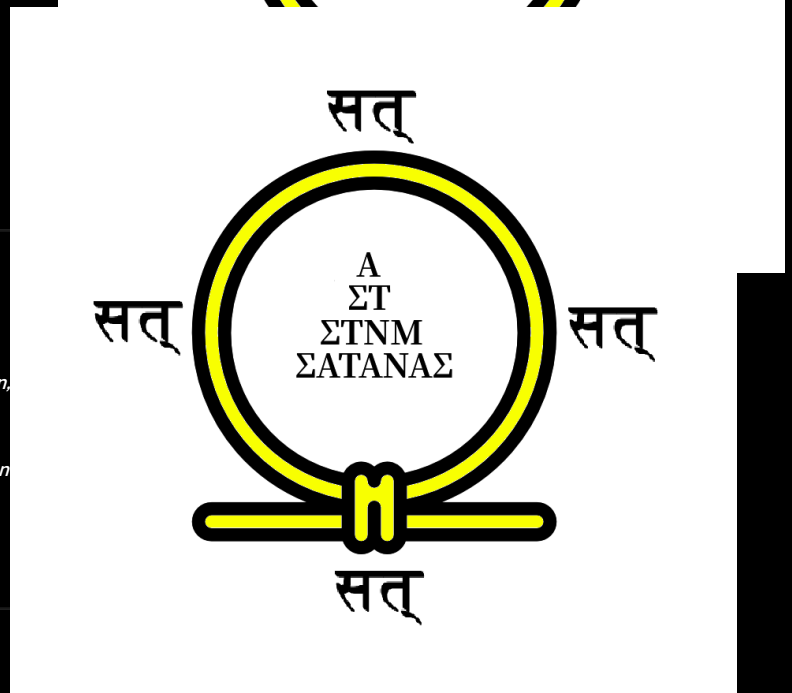
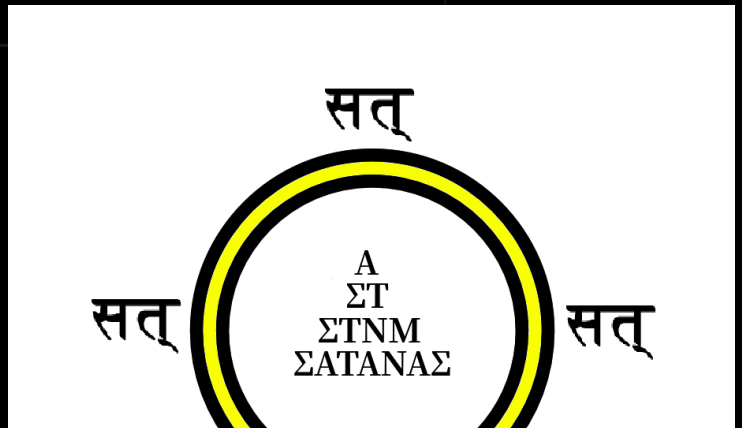

Vibrate the Runes below:



Algiz x10



Sowilo x10





Berkano x10

#### Affirm

Complete

Affirm the following sentences:

*You stand invincible like a thousand suns,*

*No evil can touch you.*

*Infinitely powerful is the Shenu around you,*

*Bright like the Power of a thousand burning Suns.*

[Focus on the Sigil willing this so.]

#### Vibrate

Complete

Vibrate the Mantras below:

**SAT x10**

**SATYA x10**

**SATANAMA x10**

**SATANAS x10**

#### Affirm

Complete

Affirm the following sentences 3 or 10 times [your choice]:

***ALL THIS IS WHAT YOU ARE OUR LORD, OUR BELOVED SATAN!***

*You stand invincible against all lies.*

***THE TRUTH ABOUT YOU IS SEEN PERMANENTLY BY ALL!***

#### Ending

Complete

Then end the ritual with:

***HAIL SATAN!***

*Satan's Power Is Supreme and Felt by All.*



## Final Step

After you are done with this, you can meditate on **Satan's Sigil** in the Joy of Satan, or the one below. Let yourself be immersed and to receive energy from **Satan**.

It's important to meditate on yourself after the Ritual calmly for a few minutes.

Go to sigil.



## Ritual Notes

■■■: SAT, real, true, truthful in Sanskrit.

**The Symbol that Encapsulates the Sigil:** The Shen Ring, Egyptian Hieroglyphic language. The Shen also survived in Chinese tradition as a glyph for Spiritual Force, Divine Force, and God.

**The Letters of the Sigil Inside:** The Ancient Greek letters for Satan's Name in arrangement.

**Sigil for Focus:**



## JoS Rituals

[About Contributors](#) [Releases](#) [Contact](#)

© Joy of Satan Ministries; CI-320929520



## Reverse Shema Prayer

- 1 This ritual can be repeated as many times as you wish. You can begin this ritual at any time.
- 2 The Shema prayer is the one of the most important prayers of the enemy. The scroll of this prayer is placed inside in the little black cubes [tefillin, prophylactics] the enemy wears upon their foreheads and arms and also inside the mazzuzas they have on their doorposts.
- 3 The prayer is very lengthy and recited daily. This RTR only includes the first two lines, as they are the most significant. The remainder of the prayer is irrelevant. Azazel instructed me on this.
- 4 Raising your energies before the Ritual is advised. [Click here](#) for energy raising rituals.

### Reverse

Complete

Vibrate the following below 9 times:

**[Instead of doing it all at once, go in numerical order. First vibrate the first one at the specified repetition, then move on to the second one and so on.]**

1. DAKH-EH • HAHV-H'YAH • UU-NAYH-OH-LAY

HAHV-H'YAH • LAY-AHRUH-TSEE • AHM-SHH

2. DEH-AHV • MAHL-OH-EEL • OHSS-UUKH-LAHM

DOHV-UHK • MAYSH • KHUUR-UHB

### Affirm

Complete

Affirm the following sentences 9 times:

**SATANAS [only once, before affirmations]**

*The Jewish people have lost all protection.*

*The Jewish people are losing all of their special privileges.*

*The Gentile populace worldwide is now very aware of the Jewish problem and that they are alien souls.*

**SATANAS [only once, after affirmations]**

**AUM [only once, after affirmations]**

### Ending

Complete

Then end the ritual with:

**HAIL SATAN!**

Making your vibrations according to these instructions may be challenging or unusual at first. Do not worry too much about this. Do your best and it will get easier over time. Still, the better, the more effective.

**AH** as in the American English word **FATHER**.

**AY** as in the American English words **DAY, SAY, MADE**.

**EE** as in the American English words **WEEK** and **SEEK**.

**EH** as in the American English words **PET, SET** and **LET**.

**KH** is guttural and the sound is made in the back of the throat.

**OH** as in the American English words **OH** and **GO**.

**UH** as in the American English words **CUT** and **TUB**.

**UU** as in the American English words **SOOTH** and **TOOTH**.

**MP3 for this ritual.**



## JoS Rituals

[About](#) [Contributors](#) [Releases](#) [Contact](#)

© Joy of Satan Ministries; CI-320929520



JOS RITUALS  
DEMON

HP COBRA  
•  
AVG. 18 MIN TO PERFORM

## HPS Maxine Apotheosis Ritual

- 1 This Ritual is based on vibrating the Runes and making certain affirmations. Raising your energies before the Ritual is advised. [Click here](#) for energy raising rituals.
- 2 The Sigil that is provided is the point of focus where this Ritual is upon. It is this Sigil here.
- 3 The Runes that are done here, can be vibrated around the centre of the Sigil where the Shenu Protection Ring is. You can imagine this lighting up so much, like the Sun has a layer of light surrounding all of it.
- 4 Vibrate these Runes in a short version [ie, do not draw the runic vibration on a very big breath, especially for those who are new and can't do that many vibrations]. [Click here](#) to pronounce the runes.
- 5 When you affirm that the curses etc. are going back to their senders, it can help to imagine this.

### Vibrate

Complete

Vibrate the Runes below:



Fehu x10



Raidho x10



Berkano x10

### Affirm

Complete

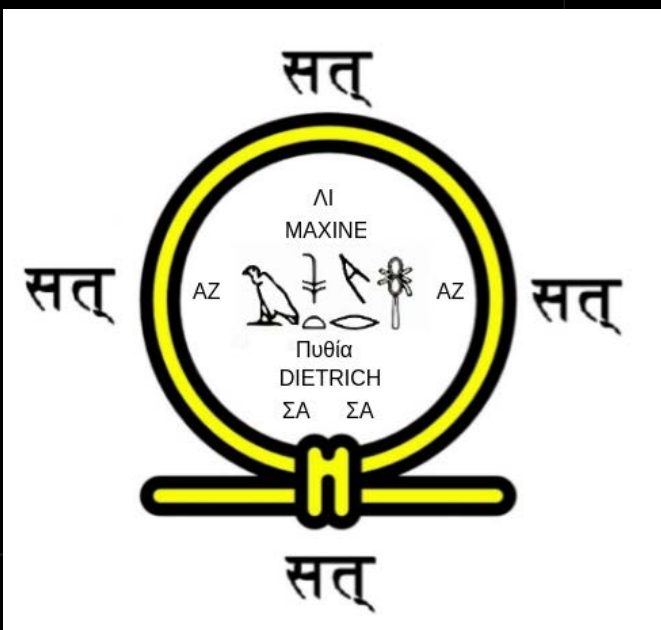
Affirm the following sentences:

*Divine Mother of the Joy of Satan,  
High Priestess Maxine Dietrich,  
You, who gave birth to our holy assembly,  
Today, your people will venerate you,  
Mother of our souls and giver of destiny.*

### Vibrate

Complete

Vibrate the Runes below:







Ansuz x10



Dagaz x10



Sowilo x10



Affirm

Complete

Affirm the following sentences:

*We, the children of the Joy of Satan,*

*Do let you know that we are growing,*

*Let your force of motherhood remain with us eternally,*

*Keep your ever watchful and loving eyes on us all.*

[Focus on the Sigil willing this so.]



Vibrate

Complete

Vibrate the Runes below:



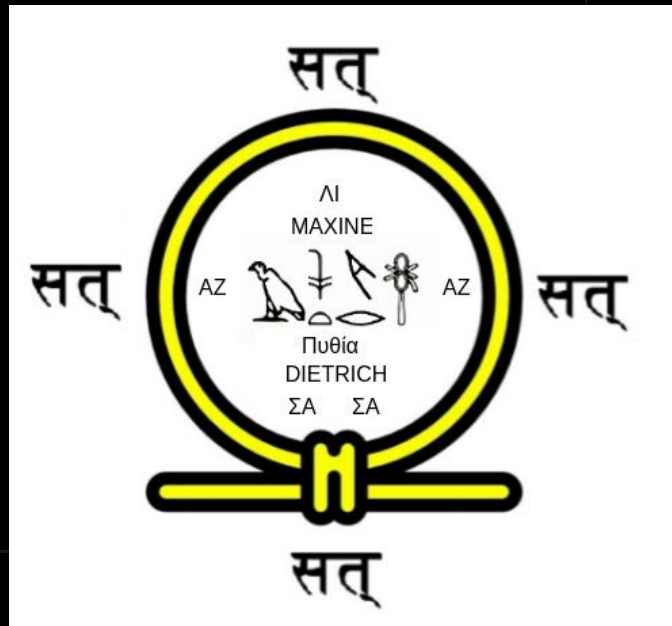
Berkano x10



Algiz x10



Sowilo x10



Affirm

Complete

Affirm the following sentences:

*Daughter of Lucifer,*

*Protected one of Azazel,*

*Blessed one by Lilith,*

*Honorary Psalms are uttered in your Name, High Priestess Maxine Dietrich,*

*As you now have crossed the final path to Deification.*

[Focus on the Sigil willing this so.]



Vibrate

Complete

Vibrate the Runes below:



Sowilo x10



Lagur x10



Berkano x10



Affirm

Complete

Affirm the following sentences:

*May the heavens of enlightenment be open for you.*

*May Beelzebul open the Gates of Heaven and Admit you in the Holy Assembly.*

*May the Demons prostrate for you and say, "Welcome, our daughter and our sister, into the Pantheon of the Great Heroes of the Earth."*

*For you have labored for our sake and that of future generations,*

*You have fought and lived valiantly and without falsehood,*

*Accept your Crown in Satan's Blessing,*

*Wear your Holy Diadem, Mother of Many Spiritual Dynasties.*

**[Focus on the Sigil willing this so.]**



Vibrate

Complete

Vibrate the Runes below:



Dagaz x10



Odhal x10



Lagur x10



Affirm

Complete

Affirm the following sentences:

*As you laid the pathway you took that led you to the Gods,*

*Bless us all and watch over us,*

*Protect the Ministry of the Joy of Satan as your eternal home.*

*Watch with Ra's Loving eye on top of us all.*

*May Ra's Loving eyes be always upon you.*

*Let no harm ever come to you, let all the blessings of the realm of the Gods always be upon you.*

**[Focus on the Sigil willing this so.]**



Affirm

Complete

Vibrate the mantras below:

Vibrate "SATANAS AENAOS x10 times" and utter:

*"High Priestess Maxine Dietrich, no longer are you recognized as existing among the Mortals that you once served so loyally.*

*You are now of the Immortals, on the Great Path to the highest Gods.*

*May we follow your set example of spiritual service, nobility, and honor.*

*Retain us blessed, sustained, and do not forget us.*

Then end the ritual with:

**AFFIRM THE FOLLOWING ONCE**

**AUM**

Pythia, Merneith, Great Mother,  
Great Sustainer, Mother of JoS,  
Eternal is your Name, and Eternal is always your existence,  
Etched in the Divine Aether that the Gods breathe and you now breathe,  
You exist still and always in our hearts and souls.

**AUM**

## Final Step

After you are done with this, you can meditate on **HPS Maxine's** Sigil below.

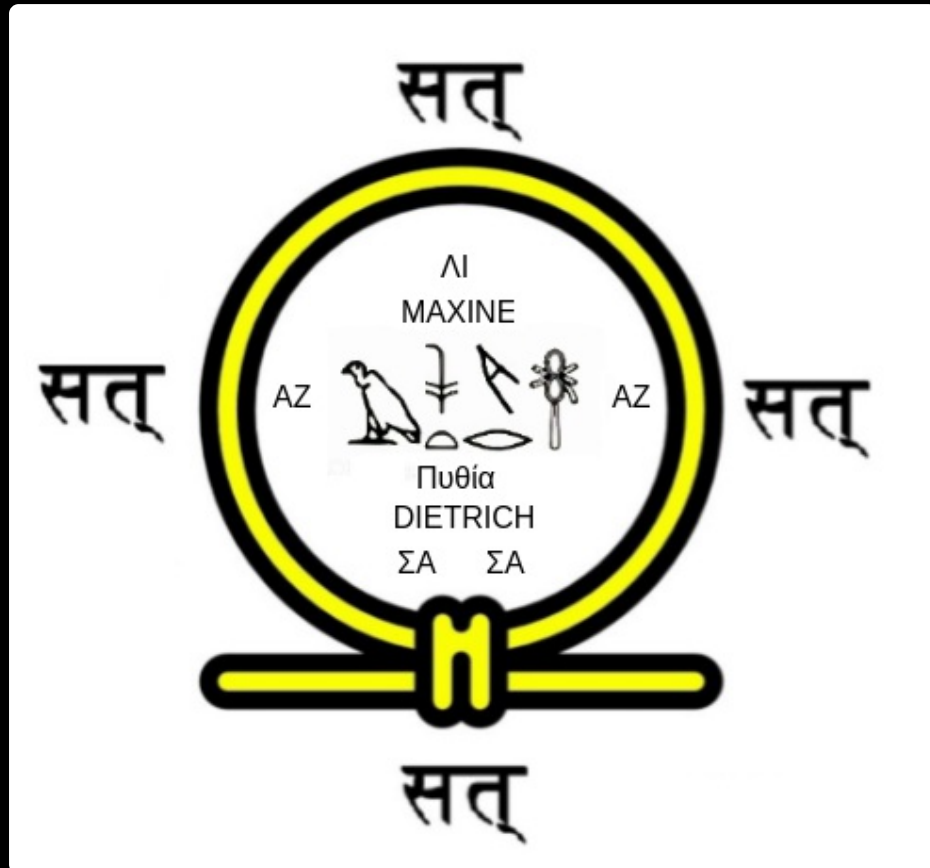
## Ritual Notes

■■■: SAT, real, true, truthful in Sanskrit.

**The Symbol that Encapsulates the Sigil:** The Shen Ring, Egyptian Hieroglyphic language. The Shen also survived in Chinese tradition as a glyph for Spiritual Force, Divine Force, and God.

**The Letters of the Sigil Inside:** The Ancient Greek letters for HPS Maxine's Name in arrangement.

**Sigil for Focus:**







## Kol Nidrei

- 1 Ritual for 12th of October 2016 and anytime thereafter.
- 2 Though this ritual is for the 12th of October 2016, this ritual can be repeated as many times as you wish. You can begin this ritual at any time after the 12th of October 2016.

The words below are to be vibrated. By vibrating these words, this will stop the Jews from blame-shifting and force them to pay for their crimes against humanity. This will destroy the enemy. The more people we have who will be doing this ritual, the better, as there is both strength and power in numbers. This ritual may also be done as often as you like, and is a very good cathartic when you feel anger and hatred towards the enemy
- 3 Many of the words below are guttural. This means many syllables are vibrated in the back of the throat. Just do the best that you can. Practice the words [an MP3 file with the pronunciations can be found at the end of the page for guidance], as much as you can before performing the ritual.
- 4 Raising your energies before the Ritual is advised. [Click here for energy raising rituals.](#)
- 5

### Reverse

Complete

Vibrate the following paragraph below 3 times:

TOH-UUVV-UHSH • OHH-LL • AHN-NAH-TAH-UUVV-SHUU  
YAYR-AHH-SSEH • OHH-LL • AHNNAH-RAH-SEHV  
YAYR-DEEN • OHH-LL • AHNN-AHR-DEEN • NEEM-HAH-YAHK  
OHH-LL-HAYVV • NEER-EER-USH • OHH-LL  
NEEL-AHT-UUVV-HUH-MUUU • NEEL-AYT-UHB  
NEET-EEV-USH • NEEK-EEV-USH • NAHR-AHSH  
NOHH-YUH • NOHH-LUUK • NOHH-UHV • AHN-TAHR-AH-KHEE  
NOHL-UUK-UHB • UHV-OHT-UHL • UUN-AYL-HUH • AHB-HAH  
MEE-RUUP-EEK • MOH-YH • DAH • EHZ • MEE-RUUP-EEK  
MOH-YEEM • AHN-AHT-AHSH-FAHN • LAH • AHN-RAHSS-HAH-DUU  
AHN-MEER-AH-AHKH-DUU • AHN-AHB-AHT-SHEE-DUU  
AHN-RAHD-NEE-UHD • YAY-UUN-EEKH-AYV • AYSS-UUN-EEK-AYV  
AYM-AHN-OHK-AYV • AYM-AHHR-AKH-AHV • YAY-UUV-SHUU  
AYR-AHS-EH-EHV • AYR-DEEN • LAHK

### Affirm

Complete

Affirm the following sentences 9 times:

**SATANAS [only once, before affirmations]**

*The world is now fully aware of the centuries of Jewish crimes committed against humanity. The Jewish people are all being held accountable.*

*The Jewish people are paying for these crimes and many more.*

**SATANAS [only once, after affirmations]**

**AUM [only once, after affirmations]**

 **Ending**

Complete

Then end the ritual with:

**HAIL SATAN!**

## Pronouncing the Ritual

Making your vibrations according to these instructions may be challenging or unusual at first. Do not worry too much about this. Do your best and it will get easier over time. Still, the better, the more effective.

**AH** as in the American English word **FATHER**.

**AY** as in the American English words **DAY**, **SAY**, **MADE**.

**EE** as in the American English words **WEEK** and **SEEK**.

**EH** as in the American English words **PET**, **SET** and **LET**.

**KH** is guttural and the sound is made in the back of the throat.

**OH** as in the American English words **OH** and **GO**.

**OI** as in the American English words **BOY** and **TOY**.

**R**'s should be rolled.

**UH** as in the American English words **CUT** and **TUB**.

**UU** as in the American English words **SOOTH** and **TOOTH**.

**MP3 for this ritual.**



## JoS Rituals

[About](#) [Contributors](#) [Releases](#) [Contact](#)

© Joy of Satan Ministries; CI-320929520



JOS RITUALS  
DEMON

HP COBRA  
•  
AVG. 18 MIN TO PERFORM

## Abrasax's Power Ritual

- 1 This Ritual is based on vibrating the Runes and making certain affirmations. Raising your energies before the Ritual is advised. [Click here](#) for energy raising rituals.
- 2 The Sigil that is provided is the point of focus where this Ritual is upon. It is this Sigil here.
- 3 The Runes that are done here, can be vibrated around the centre of the Sigil where the Shenu Protection Ring is. You can imagine this lighting up so much, like the Sun has a layer of light surrounding all of it.
- 4 Vibrate these Runes in a short version [ie, do not draw the runic vibration on a very big breath, especially for those who are new and can't do that many vibrations]. [Click here](#) to pronounce the runes.
- 5 When you affirm that the curses etc. are going back to their senders, it can help to imagine this.

### Vibrate

Complete

Vibrate the Runes below:



Fehu x10



Sowilo x10



Kenaz x10

### Affirm

Complete

Affirm the following sentences:

*Abrasax, Great King, Blessed is your Name and of Divine ordinance,*

*Your Name is the Firmament of the world,*

*We are your blessed friends and followers,*

*May you see us in a friendly manner and lift us in your timeless glory.*

### Vibrate

Complete

Vibrate the Runes below:



**Algiz x10**



Tyr x10



**Sowilo x10**



**Affirm the following sentences:**

*The people whom you guard rejoice in your protection,*

*You are extolled by all of us, our Great Archon,*

*You have protected the followers of Satan for generations,*

*Because you have uttered for our lot:*

*"Blessed is the lot of all Spiritual Satanists and their cup of life always full generation after generation."*

*O Holy Abrasax, you lead the way out of the prison of ignorance!*

[Focus on the Sigil willing this so.]



**Vibrate the Runes below:**



Dagaz x10



Eihwaz x10



**Sowilo x10**



**Affirm the following sentences:**

*You are the Great Archon of the 365 days,*

*Satan Lucifer has given you the keys of the world,*

*In your hands are the 365 keys of the universe.*

*You are a sun that shines in all directions.*

[Focus on the Sigil willing this so.]



**Vibrate the Runes below:**



Dagaz x10



Eihwaz x10







Sowilo x10

#### Affirm

Complete

Affirm the following sentences:

*We give litanies to you,*

*We Spiritual Satanists pay homage to you,*

*We are among the receivers of your greatest blessings.*

[Focus on the Sigil willing this so.]

#### Vibrate

Complete

Vibrate the Mantras below:

**SATANAS AENAOS x20**

**ABRASAX x20**

#### Ending

Complete

Then end the ritual by saying the following 3 times:

**AUM**

May you take care of our Spiritual Satanist family in times of need,  
Great is your power, your kingship and your control.

When your name is uttered, ABRASAX, Great God,  
The enemies of the Truth flee in terror.

Unclean spirits, hostile entities that are our enemies cannot withstand your might,  
You obliterate ignorance and run it over with the divine Chariot of the Glowing Sun.  
We are liberated by you, Holy ABRASAX.

DECARABIA, ABRASAX, ABRAXAS, GREAT ARCHON, THE JOY OF SATAN SALUTES YOU!

**AUM**



## Final Step

After you are done with this, you can meditate on Abrasax's Sigil in the Joy of Satan, or the one below. Let yourself be immersed and to receive energy from Abrasax.

It's important to meditate on yourself after the Ritual calmly for a few minutes.

Go to sigil.

## Ritual Notes

■■■: SAT, real, true, truthful in Sanskrit.

**The Symbol that Encapsulates the Sigil:** The Shen Ring, Egyptian Hieroglyphic language. The Shen also survived in Chinese tradition as a glyph for Spiritual Force, Divine Force, and God.

**The Letters of the Sigil Inside:** The Ancient Greek letters for Abrasax's Name in arrangement.

**Sigil for Focus:**



## JoS Rituals

[About Contributors](#) [Releases](#) [Contact](#)

© Joy of Satan Ministries; CI-320929520



## Andras's Power Ritual

- 1 This Ritual is based on vibrating the Runes and making certain affirmations. Raising your energies before the Ritual is advised. [Click here for energy raising rituals.](#)
- 2 The Sigil that is provided is the point of focus where this Ritual is upon. It is this Sigil here.
- 3 The Runes that are done here, can be vibrated around the centre of the Sigil where the Shenu Protection Ring is. You can imagine this lighting up so much, like the Sun has a layer of light surrounding all of it.
- 4 Vibrate these Runes in a short version [ie, do not draw the runic vibration on a very big breath, especially for those who are new and can't do that many vibrations]. [Click here to pronounce the runes.](#)
- 5 When you affirm that the curses etc. are going back to their senders, it can help to imagine this.

### Vibrate

Complete

Vibrate the Runes below:



Fehu x10



Lagur x10



Berkano x10

### Affirm

Complete

Affirm the following sentences:

*Andras, head of war, blessed are you, King in battle,  
You stand as a Commander in the Army of Lord Beelzebul,  
Most respected by us and most feared by our enemies,  
We do friendly and honorary litanies in your Name to bless you.*

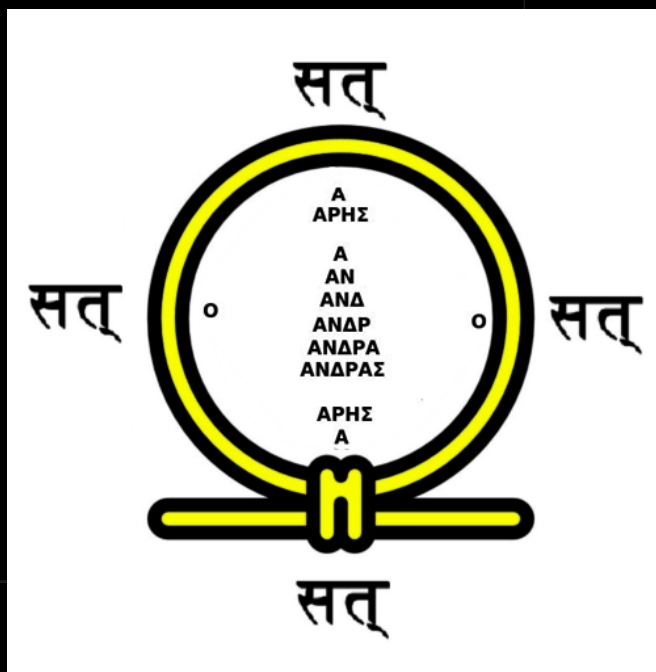
I call you by your Name:

**A, AN, ANDRA, ANDRAS, MA, MAR, ANDRAS, ANDRA, AN, A!**

### Vibrate

Complete

Vibrate the Runes below:





Ansuz x10



Sowilo x10



Algiz x10



Affirm

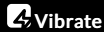
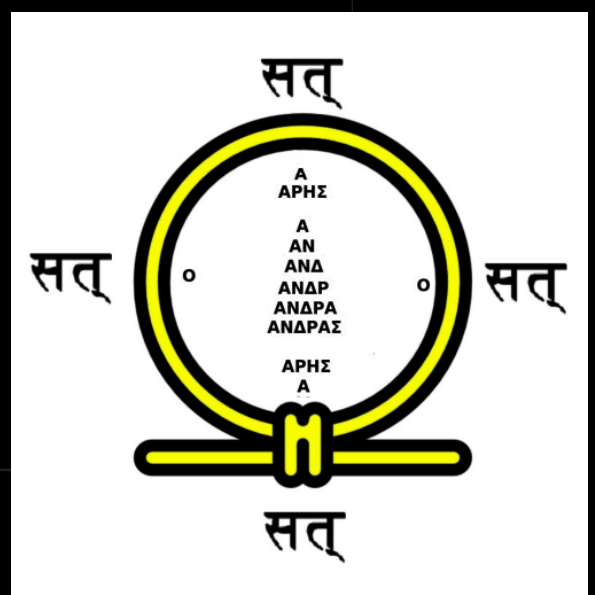
Complete

Affirm the following sentences:

*The Joy of Satan and all the dedicated disciples of the Gods approach you,  
In reverence, friendliness and respect. Accept us, Great Lord.*

*We visit you in pure intention and with blessings and gifts,  
In Beelzebul's Name, admit us in your power, Great King of the Weald.*

[Focus on the Sigil willing this so.]



Vibrate

Complete

Vibrate the Runes below:



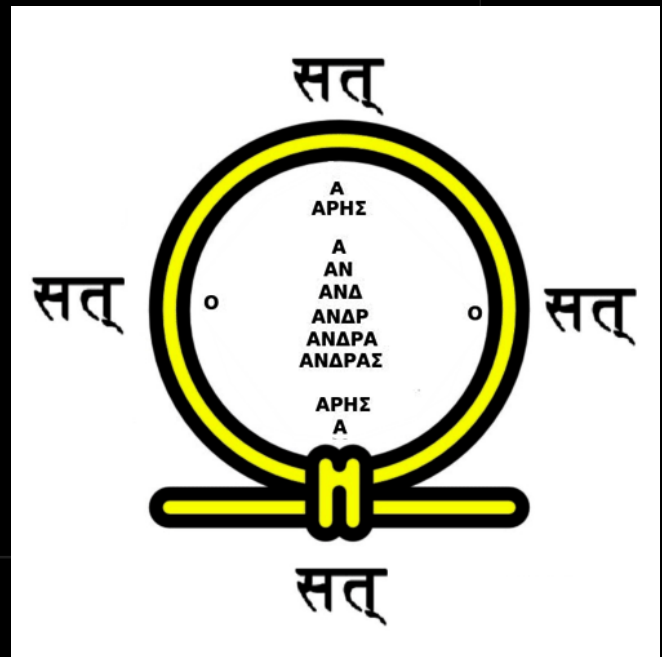
Kenaz x10



Sowilo x10



Wunjo x10



Affirm

Complete

Affirm the following sentences:

*You are a warlord among warlords, we chant to you with a loud voice:*

*"We are Satan's Loyal and protected flock, and we glorify you with great happiness, lord protector!"*

*We the disciples and our families stand beneath the shield of your protection, for you gallop quickly to  
our aid with your mighty sword in our defense, loudly telling us:*

*"I have come to your aid, for I aid the warriors and family of the Gods who worship Satan"*

[Focus on the Sigil willing this so.]



Vibrate

Complete

Vibrate the Runes below:



Tiwaz x10



Sowilo x10



Thurisaz x10



Affirm

Complete

Affirm the following sentences:

*Our enemies cannot stand against you,*

*Your fury is unbridled, known to Gods and Men, divine Ares.*

*Your gracious face is known to us, who seek your justice against those who seek to oppress us, our little children and our flock,*

*Unstoppable is your righteous fury, great your Justice!*

[Focus on the Sigil willing this so.]



Vibrate

Complete

Vibrate the Runes below:



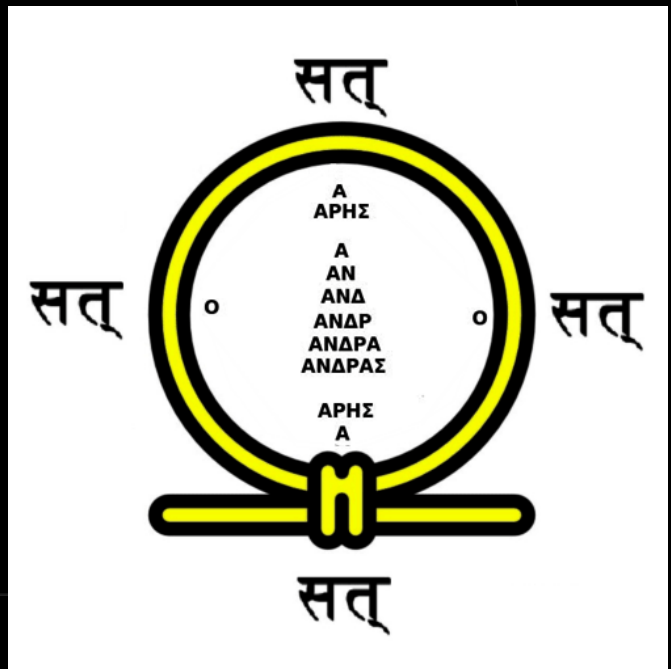
Algiz x10



Sowilo x10



Berkano x10



Affirm

Complete

Affirm the following sentences:

*O Andras, giver of courage and bravery, giver of drive and life red as blood, bless us all who utter prayers in your Name.*

*O Great Andras, guardian of the pasture of Beelzebub, and the weald of Satan, you are the golden spear of justice.*

*O Thrice Great, we bow our heads in respect, may you keep war and your rulings away from the noble ones that we strive to be.*

[Focus on the Sigil willing this so.]



Affirm

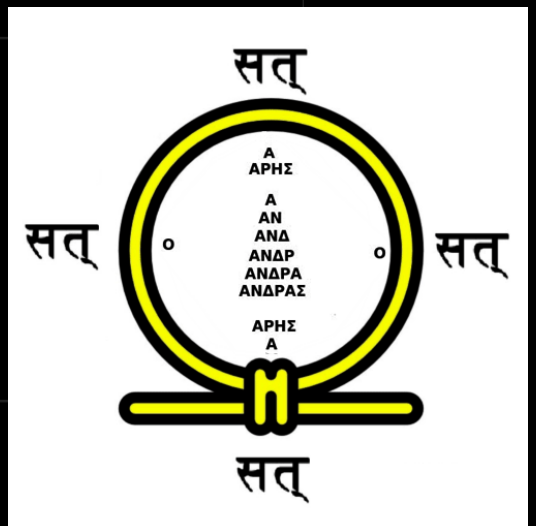
Complete

Vibrate the mantras below:

SATANAS AENAOS x10

THEN

ANDRAS, ARIS, MARS, EVLOGITOS, AENAOS x10



Ending

Complete

Then end the ritual with:

**AFFIRM THE FOLLOWING 3 TIMES. [AUM...Affirm...AUM is once]**

**AUM**

All of this is what you are, lord Andras!

When your name is uttered, our flock is protected from the unjust.

The power of your name is known, you are the lord and master of war,

You stand as the protector of the dedicated souls of Satan,

We are blessed by you as a pillar of protection who supports the house of the wise,

Andras, Ares, Mars, our warlord, the Joy of Satan salutes you!

**AUM**

## Final Step

After you are done with this, you can meditate on Andras's Sigil in the Joy of Andras, or the one below. Let yourself be immersed and to receive energy from Andras.

It's important to meditate on yourself after the Ritual calmly for a few minutes.

Go to sigil.

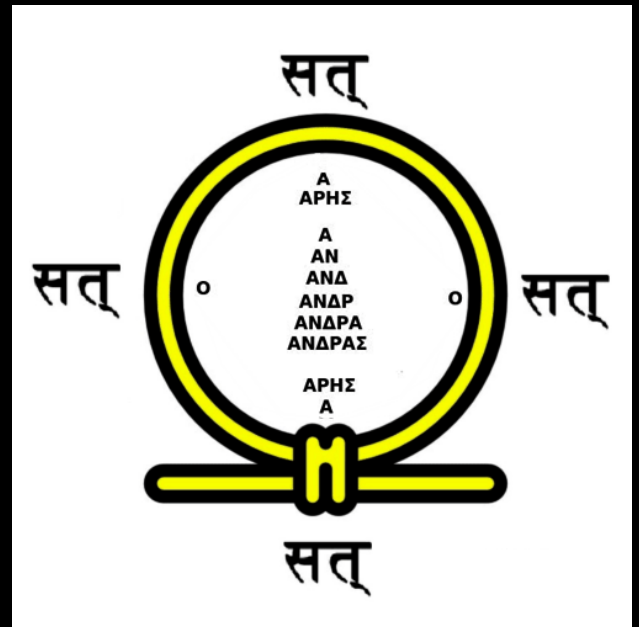

## Ritual Notes

■■■: SAT, real, true, truthful in Sanskrit.

**The Symbol that Encapsulates the Sigil:** The Shen Ring, Egyptian Hieroglyphic language. The Shen also survived in Chinese tradition as a glyph for Spiritual Force, Divine Force, and God.

**The Letters of the Sigil Inside:** The Ancient Greek letters for Andras's Name in arrangement.

**Sigil for Focus:**



## JoS Rituals

About Contributors Releases Contact

© Joy of Andras Ministries; CI-320929520



## Baalzebul's Power Ritual

- 1 This Ritual is based on vibrating the Runes and making certain affirmations. Raising your energies before the Ritual is advised. [Click here for energy raising rituals.](#)
- 2 The Sigil that is provided is the point of focus where this Ritual is upon.
- 3 The Runes that are done here, can be vibrated around the centre of the Sigil where the Shenu Protection Ring is. You can imagine this lighting up so much, like the Sun has a layer of light surrounding all of it.
- 4 Vibrate these Runes in a short version [ie, do not draw the runic vibration on a very big breath, especially for those who are new and can't do that many vibrations]. [Click here to pronounce the runes.](#)
- 5 When you affirm that the curses etc. are going back to their senders, it can help to imagine this.

### Vibrate

Complete

Vibrate the Runes below:



Fehu x10



Lagur x10



Berkano x10

### Affirm

Complete

Affirm the following sentences:

*Lord Baalzebul, Sanctified And Blessed is Your Name,  
Master of the Seen, Lord Of This World,  
Great is your Power, Your Thunder is Felt By All,  
You Are the God That Judges in Eternal Justice.*

[Focus on the Sigil willing this so.]

I call you by your Name:

B, AB, BA, BAAL, BAALZEBUL,  
BAALZEVULON, BAALZEBUL, BAAL, BA, AB, B!

### Vibrate



Complete

Vibrate the Runes below:



Ansuz x10



Sowilo x10



Algiz x10



 Affirm

Complete

Affirm the following sentences:

*Tonight we lift all curses and attacks against your Name,  
We remove all sins that have falsely been sent to you,  
Your Name is detached from all corrupted Notions, lies and slander,  
Now and Permanently, Your Eternal Power is Free.*

[Focus on the Sigil willing this so.]

 Vibrate

Complete

Vibrate the Runes below:



Odhal x10



Mannaz x10



Eihwaz x10



 Affirm

Complete

Affirm the following sentences:

*In Sumeria, you were known by all,  
In Egypt, you were known to Egypt as the Ruling Power,  
In Babylon, you were loved as Enlil,  
In Hellas, you were the Head of Heads, Zeus of Greatest renown,  
Your Throne Is Eternal In Pergamum.*

[Focus on the Sigil willing this so.]

 Vibrate

Complete

Vibrate the Runes below:



Kenaz x10





Sowilo x10



Wunjo x10



Affirm

Complete

Affirm the following sentences:

*You are the Ruler and the King,*

*The Giver of Wealth and Glory.*

*You Bestow Blessings and Curses,*

*You are the holy and heavenly king, the ruler, the conjoining, fateful and dividing force.*

*Blessed be your Name eternal King and Ruler of Gods, Men and Demons.*

[Focus on the Sigil willing this so.]



Vibrate

Complete

Vibrate the Runes below:



Tiwaz x10



Sowilo x10



Thurisaz x10



Affirm

Complete

Affirm the following sentences:


*All sins and hostile energy sent against you Baalzebul,*

*is now sent to your enemies and those who attacked you.*

*All hatred, ill feelings and revile sent against your Name, is backfired*

*onto the Jews and those who alongside them have slandered your Holy Name.*

[Focus on the Sigil willing this so.]



Vibrate

Complete

Vibrate the Runes below:



Algiz x10



Sowilo x10



Berkano x10

 Affirm

Complete

Affirm the following sentences:

*Baalzebul, King of the Gods and Demons, you stand as all powerful,*

*All the superior beings rejoice in your presence, you are the fiery eye of the universe.*

*Your followers and those guarded by you, are blessed by you eternally.*

*No evil can touch you.*

*Infinitely powerful is the Shenu around you,  
Bright like the Power of a thousand burning Suns.*

[Focus on the Sigil willing this so.]

 Vibrate

Complete

Vibrate the Mantras below:

**SATANAS x10**

 Affirm

Complete

Affirm the following sentences:

**ALL THIS IS WHAT YOU ARE, KING OF GODS AND MEN!**

*You stand invincible against all lies.*

**THE TRUTH ABOUT YOU IS SEEN PERMANENTLY BY ALL!**

 Ending

Complete

Then end the ritual with:

**HAIL SATAN!**

*Satan's Power Is Supreme and Felt by All,  
Satan, Glorified has been your Brother in this day!*



## Final Step

After you are done with this, you can meditate on Beelzebul's Sigil in the Joy of Satan, or the one below. Let yourself be immersed and to receive energy from Beelzebul.

It's important to meditate on yourself after the Ritual calmly for a few minutes.

## Ritual Notes

■■■: SAT, real, true, truthful in Sanskrit.

**The Symbol that Encapsulates the Sigil:** The Shen Ring, Egyptian Hieroglyphic language. The Shen also survived in Chinese tradition as a glyph for Spiritual Force, Divine Force, and God.

**The Letters of the Sigil Inside:** The Ancient Greek letters for Beelzebul's Name in arrangement.

**Sigil for Focus:**



## JoS Rituals

[About Contributors](#) [Releases](#) [Contact](#)

© Joy of Satan Ministries; CI-320929520



## Terminating Jewish Financial Control #1

- 1 This ritual can be repeated as many times as you wish.
- 2 This ritual consists of 2 parts, this is the first part and each part complements the other. They can be performed either together or separately, as your time permits.

The words below are to be vibrated. By vibrating these words, this will put a stop to the Jewish control of wealth and finances and shift this power to Gentiles. This will put a stop to a lot of corruption in the world. These yearly Torah readings keep Gentiles cursed and bound so that Gentiles cannot see the truth and the populace remains brainwashed and under the control of The Invisible Jewish Empire. These rituals are destroying the enemy. The more people we have who will be doing this ritual, the better, as there is both strength and power in numbers. This ritual may also be done as often as you like, and is a very good cathartic when you feel anger and hatred towards the enemy.
- 3
- 4 Many of the words below are guttural. This means many syllables are vibrated in the back of the throat. Just do the best that you can. Practice the words [an MP3 file with the pronunciations can be found at the end of the page for guidance], as much as you can before performing the ritual.
- 5 Raising your energies before the Ritual is advised. [Click here](#) for energy raising rituals.

### Reverse

Complete

Vibrate the following paragraph below 9 times:

FFF • NUUSS-AH-AHT • RAYRSA-LOHK • TAY

UUUL-EEK-SAHT • NAH-AHM-UHL • MAHT-OH

MEHT-EESS-AH-AHV • TOHZ-AH • TEER-UHB-AH

YAYR-VEED-EHT • MEHT-AHRM-SHUU

### Affirm

Complete

Affirm the following sentences 9 times:

**AUM**

*The Jewish Covenant is null and void in every way.*

*Jewish prosperity and financial control has totally ended in every way.*

*Jewish power and control over the world is dead.*

*The Invisible Jewish Empire has been exposed and has been totally and permanently destroyed.*

*All Power is Now in the Hands of the Gentiles.*

**AUM**

### Ending

Then end the ritual with:

**HAIL SATAN!**

## Pronouncing the Ritual

Making your vibrations according to these instructions may be challenging or unusual at first. Do not worry too much about this. Do your best and it will get easier over time. Still, the better, the more effective.

**AH** as in the American English word **FATHER**.

**AY** as in the American English words **DAY, SAY, MADE**.

**EE** as in the American English words **SEEK** and **WEEK**.

**EH** as in the American English words **PET, SET, LET**.

**KH** is guttural and the sound is made in the back of the throat.

**OH** as in the American English words **OH** and **GO**.

**UH** as in the American English word **CUT** and **TUB**.

**MP3 for this ritual.**



## JoS Rituals

[About](#) [Contributors](#) [Releases](#) [Contact](#)

© Joy of Satan Ministries; CI-320929520



JoS RITUALS

JoS CLERGY  
•  
3 MIN READ

## Contact

### Contact Information

If you need to contact the site maintainers for any reason, you may do so below.

Contact ApolloAbove: [apolloabove@protonmail.com](mailto:apolloabove@protonmail.com)

Contact BlackOnyx8: [blackonyx8@protonmail.com](mailto:blackonyx8@protonmail.com)



JoS Rituals

[About](#) [Contributors](#) [Releases](#) [Contact](#)

© Joy of Satan Ministries; CI-320929520



JOS RITUALS  
DEMON

HP COBRA  
•  
AVG. 18 MIN TO PERFORM

## Alastor's Power Ritual

- 1 This Ritual is based on vibrating the Runes and making certain affirmations. Raising your energies before the Ritual is advised. [Click here](#) for energy raising rituals.
- 2 The Sigil that is provided is the point of focus for this Ritual. It is this Sigil [here](#).
- 3 The Runes that are done here can be vibrated around the center of the Sigil, where the Shenu Protection Ring is. You can imagine this lighting up so much, like the Sun has a layer of light surrounding all of it.
- 4 Vibrate these Runes in a short version [i.e., do not draw the runic vibration on a very big breath, especially for those who are new and can't do that many vibrations]. [Click here](#) to pronounce the runes.
- 5 This Ritual contains 170 Vibrations, which is about 1 and a half circles of Mala beads. If you can't do that many, reduce the number of vibrations by half [e.g., instead of vibrating the Runes 10 times each, only do 5 vibrations].

### Vibrate

Complete

Vibrate the Runes below:



Fehu x10



Ansuz x10



Algiz x10

### Affirm

Complete

Affirm the following sentences:

*Great Alastor, Aspect of Zeus, Most Powerful,  
Invoked are you by the Disciples of the Joy of Satan.  
Large is your fury, Greater is your justice.  
Bless us with your protection and your caring love!*  
[\[Focus on the Sigil willing this so.\]](#)

### Vibrate

Complete

Vibrate the Runes below:





Thurisaz x10



Ansuz x10



Tyr x10



Affirm

Complete

Affirm the following sentences:

*Alastor is He that says:*


*"Long has been the decay of mankind,*

*I shall reprimand the thief, break the impious,*

*Shake and destroy the persecutors of the Gods.*

*Long and unyielding will be my wrath!"*

[Focus on the Sigil willing this so.]



Vibrate

Complete

Vibrate the Runes below:



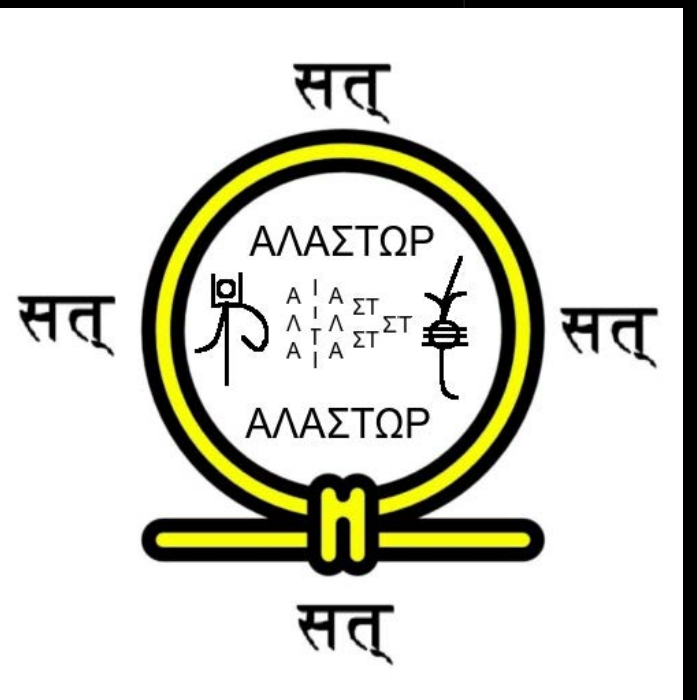
Sowilo x10



Tyr x10



Sowilo x10



Affirm

Complete

Affirm the following sentences:

*May the Disciples of the Joy of Satan tread the Path of the Gods safely,*

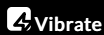
*Give us your blessing and open the Divine Doorways.*

*You Guard the Right side, that of Severity.*

*Lord Zeus ordains You:*

*Smite down the thief, the infiltrator, the slanderer, and the traitor to the Gods, their Temples, and Our People!*

[Focus on the Sigil willing this so.]



Vibrate

Complete

Vibrate the Runes below:



Tyr x10





Kenaz x10



Tyr x10

### Affirm

Complete

Affirm the following sentences:

*As the Disciples sing to you hymns, so do you sing blessings upon us:*

*"I shall protect you from the Tyrant,*

*I shall guard you from the Thief,*

*I shall annihilate who curses you,*

*I shall persecute your persecutors."*

*Thus said Alastor the Great, Son of Zeus.*

[Focus on the Sigil willing this so.]

### Vibrate

Complete

Vibrate the Runes below:



Hagl x10



Tyr x10



Hagl x10



### Affirm

Complete

Affirm the following sentences:

*Lord Alastor, Greatest of Might and Power,*

*Your Power shakes the worlds!*

*You are an aspect of Divine Fury,*

*You bring power and wisdom through reprimanding the wicked.*

[Focus on the Sigil willing this so.]

### Affirm

Complete

Affirm the following sentences:

*Alastor, Great and Noble One,*

*You shall cast down the tyrants,*

*You shall protect the young, the innocent, and the Initiates.*

*You protect us in War and ensure Victory for those who walk upon the path of Justice!*

[Focus on the Sigil willing this so.]

### Ending

Complete

Affirm the following sentences:

Vibrate "**SATANAS AENAOS**" x10 times.

Vibrate "**ALASTORAS**" x10 times.

Then affirm one time:

*"Alastor, Alastoras, Alaster—Lord of Many Names and Attributes,*

*May the children of the Gods advance and procreate,*

*May the widow and the orphan be eternally protected,*

*May your Name, Alastor, stand as an insurmountable shield around the brave Initiates!*

*Nemesis is your Sister, Zeus is your Father, Justice is your Domain!"*

## Final Step

After you are done with this, you can meditate on Alastor's Sigil in the Joy of Satan, or the one below. Let yourself be immersed and to receive energy from Alastor.

It's important to meditate on yourself after the Ritual calmly for a few minutes.

Go to sigil.

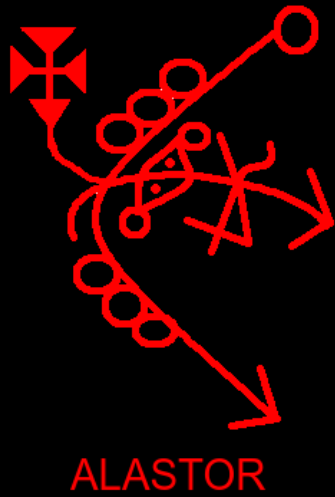
## Ritual Notes

■■■: SAT, real, true, truthful in Sanskrit.

**The Symbol that Encapsulates the Sigil:** The Shen Ring, Egyptian Hieroglyphic language. The Shen also survived in Chinese tradition as a glyph for Spiritual Force, Divine Force, and God.

**The Letters of the Sigil Inside:** The Ancient Greek letters for Alastor's Name in arrangement.

Sigil for Focus:



## JoS Rituals

About Contributors Releases Contact

© Joy of Satan Ministries; CI-320929520



JoS RITUALS

## How does the JoS Rituals work?

JoS CLERGY • 9 MIN READ

JoS Rituals basically works to simplify complex operations. This ensures that every feature can be understood and used effectively without any effort. What we want to do here is to give Satanists the tools they need and not impose any mental load as the cost of these tools.

Every feature in JoS Rituals is **self-explanatory** and **easily understood**. Nevertheless, in order to emphasise some things, in this article you will find the use of some of the features on the site.

### Language Switch

---

This feature will be added at a later date, with an easy method for translators to translate each page to their own language.

### Schedule

---

The schedule section will automatically update itself when a new ritual schedule is published. Here you can see between which dates the programme will be active, how many days it will last, which day you are on and after how many days it will end.

A to-do list with the rituals you need to do that day will be right in front of you. This list refreshes itself every day and automatically switches to the next day's rituals. So you don't have to visit the forum topic again and again.

There will also be a ritual routine outside the schedule, which you **have to do** every day. This is also in the form of a to-do list. Any item **will** reset itself **24 hours** after it has been **marked as completed**.

Items checked in the to-do list remain even if the page is reloaded. **Because it is saved in the browser.**

So you always live on your own clock.

### Create Flow

---

This is probably one of the features you will **fall in love** with. You can simply combine the rituals you want and render them on a single page. **You can select up to 6 rituals.**

After creating a flow, **a constant link** to this flow is created and you can save this link to your bookmarks so that you can access it again **at any time**.

This is especially useful for Satanists who wish to perform rituals on **mobile devices** and **slower connections**. In one go, all done, you can **now focus** on your rituals without annoying switching between tabs.

From popular RTR flows to combining rituals from your own routines, you can unlock many different combinations.

**Stay in the flow!**

### Guides

---

The guides collect together High Priest's sermons on rituals. **So you can always access the wisdom you need here.**

If you don't need them, you can collapse the guides. This is also saved in your browser, so if you collapse it once, you will never have to see it again.

Be guided by higher wisdom.

## Floating Rings

All the images, runes, sigils and rings you need to focus on during the ritual have been reworked to be of high quality.

You can also see them on the **top right** of the screen during the ritual. The size can be **scaled up or down** to your liking from the customization menu at the bottom right, so **you have the luxury** of focusing on the images while still being able to see the content.

The sigils are close to the eyes and you are close to Gods.

## Painting

In some RTR rituals there is a painting system that allows you to draw letters. The painting system has been improved and is more flexible than **ever before**.

Painting behaviors are implemented with a mouse on computers. You can paint the paintable area with your mouse. On touch devices, such as mobile and tablet, there are 2 different modes:

- **Single Finger:** In this mode, an extra button appears just to the left of the customization menu at the bottom right. By clicking this button you can switch between scrolling and painting modes. If you are in scrolling mode, you can easily scroll with one finger, but you cannot paint. If you are in painting mode, then the scrolling behavior is canceled and only the painting system is active.
- **Two Fingers:** This mode is the same as before. With one finger you can only paint but not scroll. Using two fingers you can scroll the page. A more sensitive and tolerant finger detection system has been created to make the experience easier. So you can hit the enemy harder!



## JoS Rituals

[About](#) [Contributors](#) [Releases](#) [Contact](#)

© Joy of Satan Ministries; CI-320929520



## Demonic Authority

- 1 This ritual can be repeated as many times as you wish. You can begin this ritual at any time. This ritual should be done as often as you are able to. It is extremely powerful.
- 2 For people extremely short on time, you can do this 3 times, but indeed every turn takes at best 2 minutes (even in the mp3 audio it was slow so to say) and therefore the whole ritual can take around 20 minutes to 15. This ritual is extremely powerful and will be extremely stimulating.
- 3 Raising your energies before the Ritual is advised. [Click here for energy raising rituals.](#)

### Reverse

Complete

Vibrate the paragraph below 3, 9 or 10 times [your choice]: **[Instead of doing it all at once, go in numerical order. First vibrate the first one at the specified repetition, then move on to the second one and so on.]**

1. UU-SH • EE-THAM-ONO • OHT • EN • NEE-MEE • E-TEE-EES-HAT-OPY • DE-MO-NIA • AT • EE-K • E-EE-REEK • SET-NO-YEL • SARA KH • ATEM • O-EE-D • ATNOK-EEM-OHT-VEE • EE • EE-TH • NASP-ERTS-E-PEE

2. ATN-OSH-EP • OO-AN-AR-U • EE-OT • KEE • NEE-PART-SHA • S-Ooh • SATANAN • NOT • NOO-RHO-ETH-E • SEE-O-TEE-VA • E-DH • NE-PI-EE

3. EE-SEE-KEE-THA • EE-M • EE-O • SA-MEEH • NETH-OO • IAK • UOR-TH-CH-Y (EE) • YOT • NEEM-AN-EED • NEET • NA-SHAP • IPE • IAK • SCORPION • IAK • OPHEON • ON-APEE • NEE-TAP • YOT • NAE-SEE-OKSH-E • NEET • NEEM-EE • AK-O-THEE-TH • EE-OTHEE

4. SEE-ON-AR-UE • SEE-OHT • NEE • EETP-AR-YEE-Y-NEE • NOM-EEH • ATAM-ON-OH • TA • EE-TOH • E-TH • ETER-ECH ----- E-TEE-SSH-AT-OPEE • NEE-MEE • ATAM-VE-NP • EE-TOH • TA • ETER-ECH • EEM • OT-YOT • NEE • NEE-PL

### Affirm

Complete

Affirm the following sentences 10 times:

**AUM [only once, before affirmations]**

**SATANAS**

*The Jewish influence, control and bindings on Satan and His Demons are completely untied and are now void and nullified.*

*The Jews, their god and their angels have lost any and all spiritual authority over the Demons and Gods of Satan.*

*Satan and His Demons are restored to the heavens and in full power and authority, now and forever.*

**THE JEWISH GOD IS OVERTHROWN, DEVOID OF ANY SPIRITUAL AUTHORITY AND COMPLETELY DESTROYED!**

**SATANAS**

**AUM [only once, after affirmations]**



Ending

Complete

Then end the ritual with:

**HAIL SATAN!**

## Pronouncing the Ritual

Making your vibrations according to these instructions may be challenging or unusual at first. Do not worry too much about this. Do your best and it will get easier over time. Still, the better, the more effective.

**EE** is a high **EE** sound (slightly prolonged).

**I** is a cut **EE** sound.

**Y** is a as in the word **YOD**.

Some double syllables like **NP** or **PL**, the sound is between the two letters. **PL** (as in **PLATO**), **NP** is a vibrated **N** with a vibrated **P** stuck afterwards.

**OO** is the **U** sound.

**U** is a tougher **OO** sound (more strongly pronounced).

**TH** and **DH** are as in **THOTH**, but the **DH** is a stronger, more powerful sound, almost at the exit of your mouth.

**TH** is softer, more on the back.

**SH** is a tough **SH** as in **SHAKTI**.

**H** as a minor **CH** sound. As in **HAT** basically. Stuck vowels like **RTS** are **RRRR-TTT-SSS**, each letter vibrated individually but in rapid succession.

MP3 for this ritual.



## JoS Rituals

[About](#) [Contributors](#) [Releases](#) [Contact](#)

© Joy of Satan Ministries; CI-320929520



## Community Blessing for Every Spiritual Satanist

- 1 One can either begin this Ritual with the formal Standard Ritual, or just instantly proceed with the Runic Vibration and then the affirmation.
- 2 This ritual is extremely simple. The power of it will be cumulative and it will manifest over time, as we will repeat it on power dates.

### Vibrate

Complete

Vibrate the Runes below: **[The amount of vibrations can be either 10, or 40 both are equally effective, one can increase the numbers, but cannot fall to less than 10. The vibrations can be shorter and don't need to be perfect, they just to be vibrated and intended powerfully. After 40 times you can do it 60 vibrations, 80 vibrations, or 100 vibrations if one wants this.]**



Berkano x10



Ansuz x10



Dagaz x10



Sowilo x10

### Vibrate

Complete

**Vibrate AUM once, and then vibrate the entire paragraph 20 times. AJOHA SOK APA  
KRA NA KA BEE  
PURUSTHA  
SATYA  
YAJA SVA HE**

### Affirm

Complete

Affirm the following sentences once:

**AUM**

*Heavenly Father Satan & Beelzebul, Bless us all in the Joy of Satan.*

*Heavenly Mother Astarte & Sun of Life Azazel, Bless us all in the Joy of Satan.*

## Vibrate

Complete

Vibrate the Mantra below: **SATANAMA x10**

## Affirm

Complete

Affirm the following sentences once:

**AUM [only once, before affirmations]**

*Blessed are we - all of us Spiritual Satanists, are learning and growing in a blessed environment of Truth and Divinity*

*Blessed is the Joy of Satan, Blessed is the Priesthood, Blessed are the Members, Blessed are the Ministers, Blessed are all those dedicated to Father Satan by Blood and members of the Joy of Satan!*

*Blessed are all our Dedicated and Loyal Members, now and permanently.*

**AUM [only once, after affirmations]]**

## Pronouncing the Ritual

Making your vibrations according to these instructions may be challenging or unusual at first. Do not worry too much about this. Do your best and it will get easier over time. Still, the better, the more effective.

AJOHA as in A from Almond, JO as in JOy, HA as in HAilstorm.

KRA as in CRO-w.

NA as in NA-rcosis.

KA as in KA-Li.

BEE as the word BEE in English.

PURUSTHA as in PU from PUsh, RU as in RU-de, STHA as in Steady, but with a strong H after the T.

SATYA as in SA-TEE-A.

YAJA as in YA-smin and JU-stice.

SVA as in SVEN.

HE as in HE-y.



## JoS Rituals

[About](#) [Contributors](#) [Releases](#) [Contact](#)

© Joy of Satan Ministries; CI-320929520





## JOS RITUALS

DEMON

HP COBRA

•  
AVG. 18 MIN TO PERFORM

### Maat's Power Ritual

- 1 This Ritual is based on vibrating the Runes and making certain affirmations. Raising your energies before the Ritual is advised. [Click here for energy raising rituals.](#)
- 2 The Sigil that is provided is the point of focus where this Ritual is upon. It is this Sigil here.
- 3 The Runes that are done here, can be vibrated around the centre of the Sigil where the Shenu Protection Ring is. You can imagine this lighting up so much, like the Sun has a layer of light surrounding all of it.
- 4 Vibrate these Runes in a short version [ie, do not draw the runic vibration on a very big breath, especially for those who are new and can't do that many vibrations]. [Click here to pronounce the runes.](#)
- 5 When you affirm that the curses etc. are going back to their senders, it can help to imagine this.

#### Vibrate

Complete

Vibrate the Runes below:



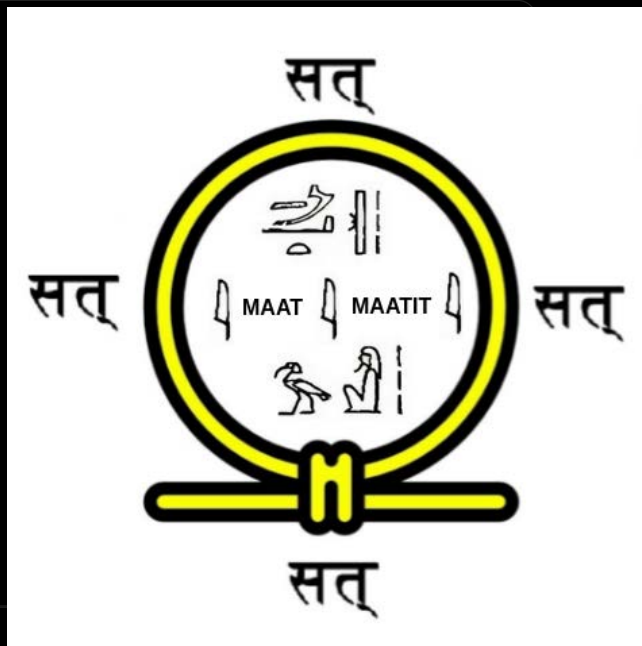
Fehu x10



Ansuz x10



Tyr x10



#### Affirm

Complete

Affirm the following sentences:

*Queen Maat, Lady of the Straight Path,  
The Joy of Satan Ministries is Calling You,  
We praise your Name,  
Guide us to the Straight Path.*  
[Focus on the Sigil willing this so.]

#### Vibrate

Complete

Vibrate the Runes below:



Kenaz x10



Odhal x10



Tyr x10

 **Affirm**

Complete

Affirm the following sentences:

*Long is your History and your Revelation.*

*We call on you in the Sacred Names of the Gods,*

*You, who looks upon the people and says: "These people shall now walk on the Heavenly and the Straight Path. I will purify them, and I will uphold their Names!"*

*And all the Gods respond: "Truly, for this is the Law of Maat."*

[Focus on the Sigil willing this so.]

 **Vibrate**

Complete

Vibrate the Runes below:



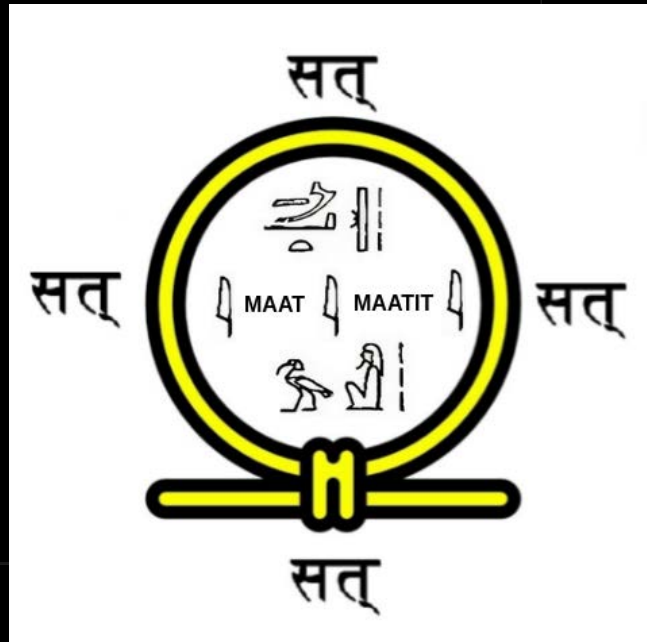
Sowilo x10



Logr x10



Sowilo x10



 **Affirm**

Complete

Affirm the following sentences:

*Queen of Gods and Goddesses,*

*Lady of the Eternal Law,*

*Absolve us of wrongdoing and transgressions,*

*Vindicate us of the unholy curses of our persecutors.*

[Focus on the Sigil willing this so.]

 **Vibrate**

Complete

Vibrate the Runes below:



Kenaz x10



Berkano x10



Lagur x10

#### Affirm

Complete

Affirm the following sentences:

*Blessed are you in Satan's Divine Name,  
Great are You, whom all the Gods listen to carefully,  
Hidden are your mysteries in the Straight Path,  
In which no soul that is crooked doth enter.*

[Focus on the Sigil willing this so.]

#### Vibrate

Complete

Vibrate the Runes below:



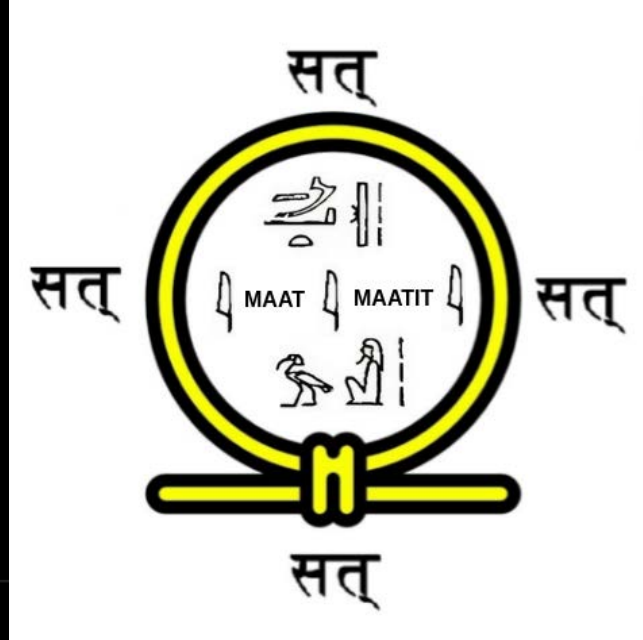
Berkano x10



Lagur x10



Fehu x10



#### Affirm

Complete

Affirm the following sentences:

*Be merciful upon us all,  
Lead us with grace, love, and care,  
Do not forsake us in the eyes of your Eternal Law,  
Elevate us to uphold your Declared Statutes.*

[Focus on the Sigil willing this so.]

#### Vibrate

Complete

Vibrate the Runes below:



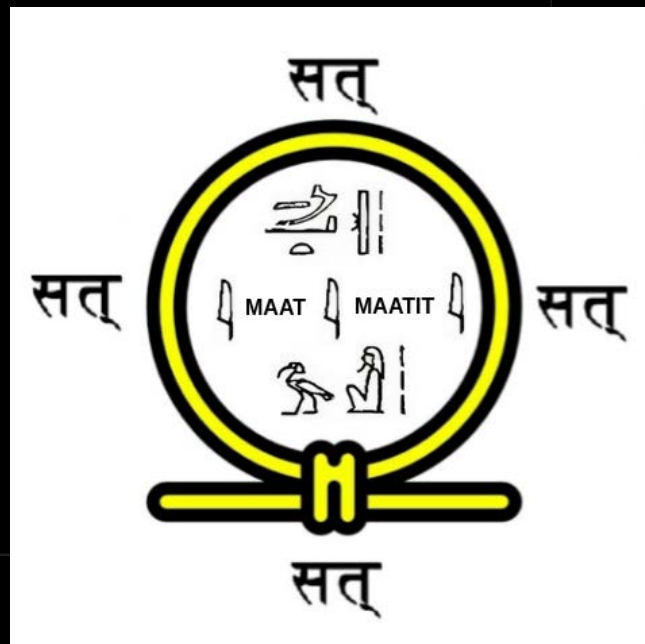
Tyr x10



Uruz x10



Thurisaz x10



#### Affirm

Complete

Affirm the following sentences:

*Crush the head of Izfet with your Unyielding Power,  
Remove the work of Izfet & Garagah from the soul and the inner world of Spiritual Satanists,  
Crush the oppositional force of evil, error, confusion, and disarray that surrounds them,  
For the Gods have always said of you: "Greatest is the Power of Maat, the Destroyer of Izfet! Crashed  
are Izfet & Garagah, now and forever!"*

## Ending

Complete

Affirm the following sentences:

Vibrate **"SATANAMA"** x10 times

Then proclaim one time:

"Maat, Ma-Atit, Ma-Atem, Ma-Atah!"

"You are the Queen of Truth,

The protector of Justice, Order, and Creation.

Nobody shall tread on the path of Injustice,

Let us be the ones who walk in your Justice!"

Finally, Vibrate **AUM SATANAS** and affirm 1 time:

"Maat, Ma-Atit, Ma-Atem, Ma-Atah,

You, of the Soundless Name,

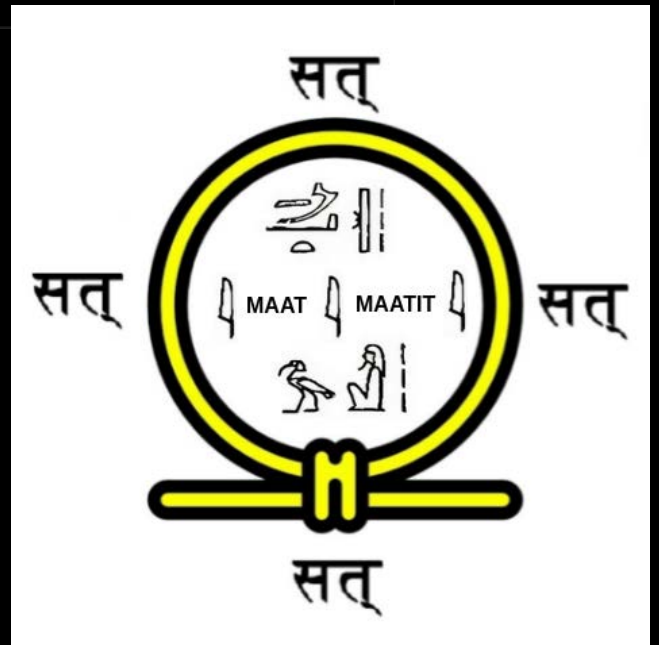
You, of the Straight Path,

You, of the Law Of Laws,

Honored are You, Now and Forever!"

In Maat's Name,

**AUM SATANAS**



## Final Step

After you are done with this, you can meditate on Maat's Sigil in the Joy of Satan, or the one below. Let yourself be immersed and to receive energy from Maat.

It's important to meditate on yourself after the Ritual calmly for a few minutes.

Go to sigil.

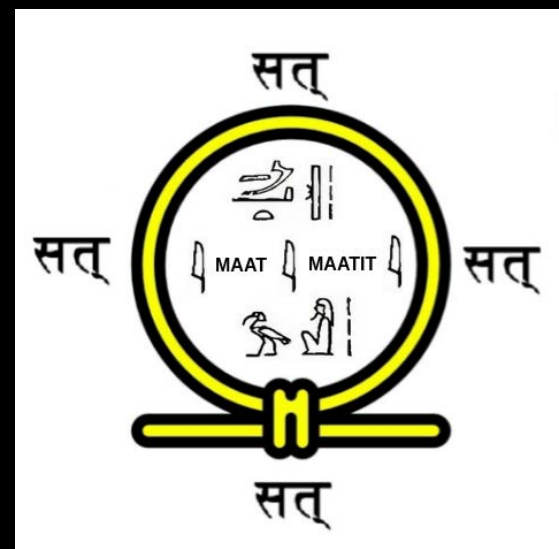
## Ritual Notes

■■■: SAT, real, true, truthful in Sanskrit.

**The Symbol that Encapsulates the Sigil:** The Shen Ring, Egyptian Hieroglyphic language. The Shen also survived in Chinese tradition as a glyph for Spiritual Force, Divine Force, and God.

**The Letters of the Sigil Inside:** The Ancient Greek letters for Maat's Name in arrangement.

Sigil for Focus:



## JoS Rituals

About Contributors Releases Contact



## JoS Protection

- 1 One can either begin this Ritual with the formal Standard Ritual, or just instantly recite the following prayer and proceed with the Runic Vibration and then the affirmation.
- 2 This ritual is extremely simple. The power of it will be cumulative and it will manifest over time, as we will repeat it on power dates.

### Vibrate

Complete

Vibrate the Runes below: **[The amount of vibrations can be either 18, 10 or 40 all are equally effective, one can increase the numbers, but cannot fall to less than 10. The vibrations can be shorter and don't need to be perfect, they just to be vibrated and intended powerfully. After 40 times you can do it 60 vibrations, 80 vibrations, or 100 vibrations if one wants this.]**



Algiz x10



Sowilo x10



Tyr x10

### Affirm

Complete

Affirm the following sentences 1, 3 or 10 times [your choice]:

**SATANAS**

*The Joy of Satan Ministries are always protected and completely safe, in every and all ways from any and all forms of harm and negativity.*

*All those who curse the Joy of Satan are cursed, and all those who bless the Joy of Satan are blessed.*

**AUM**

### Ending

Complete

Then end the ritual with:

**HAIL SATAN!**





## JoS Rituals

[About](#) [Contributors](#) [Releases](#) [Contact](#)

© Joy of Satan Ministries; CI-320929520



JOS RITUALS

HP COBRA  
•  
6 MIN READ

## FAQ about RTRs

### For The Final RTR, Killing Tetragrammaton, Shattering Hebrish Soul Protection

---

**1. Do I need to raise my energies before the ritual?**

Yes, you can raise your energies before the ritual. On each ritual page, a link to the energy raising rituals is given.

**2. Do I need to do the ritual on a specific time?**

Any time will do. The hour of Saturn for those who have the luxury is also great, but any hour will do.

RTR's are to be done everytime at 1:00:00 and at 0:00:00. You can use the clock on the home page for this.

Keep an eye out for new RTR schedules. If there is a new schedule, it will appear on your home page.

**3. What If I do not have a printer? Does that weaken the ritual?**

See #15. In fact, you don't need to print anything. For the necessary rituals, there is a painting system that allows you to draw letters directly on the device.

**4. Should I do the ritual if I am new?**

Yes, you can do the ritual if you are new.

**5. If I do not have time, can I still do the ritual?**

In severe cases of lack of time, it can still be done. With lower repetitions on each letter variation. The minimum should be 3 times. In extreme cases, 1 time will do. The affirmation must always be done 3 times.

**6. How do I dispose the paper?**

Bury it in the ground, shred it, ruin it in some way, and dispose it, if you do this with paper.

**7. How frequently can I do this ritual?**

As much as you like. It should be done daily by everyone.

**8. What does this ritual do?**

This ritual reverses the Hebrish letters which effectively reverses and ruins all the spiritual and existential system of the enemy, both on the world, and on any individual (for example, those blessed or cursed by Hebrish magick, those doing Hebrish meditation, Hebrish souls etc). It's a reversal of the very existence of the enemy in all senses. This includes the enemy in all their other occult branches also.

**9. How do the reverse torah rituals work? Is that Hebrew?**

**Recommended:** [How do RTRs work?](#)

**10. How strong is this ritual compared the ones we have done before?**

This ritual would not be possible were it not for all the efforts put in the other rituals which opened the enemy up so this ritual can be effective and applicable. The RTR's need to be kept safe regardless in some place, yet for the time being we will only do this RTR as this captures everything we need to be doing.

The Final RTR + Killing Tetragrammaton + Shattering Hebrish Soul Protection, is the most advanced RTR combination available now, and deals major damage to the enemy.

#### 11. How do I chant/vibrate the letters?

This is a matter of personal preference. You can just speak the letters, or slightly vibrate them, and the ritual would be equally effective. One should strive to have the same sounds as the MP3 file provided, but if these are not perfect, the ritual is still fully working and fully valid.

#### 12. What is the sequence of the letters?

Taking for example the first letter:

"Vibrate each the following 9 times each: VAHT • FUHT • VUHT • VUHSS • OUT • OUTH • VAHSS"

This would be VAHT (you do this 9 times), then FUHT (you do this 9 times) then VUHT (you do this 9 times), then VUHSS (you do this 9 times), then OUT (you do this 9 times), then OUTH (you do this 9 times) then VAHS, you do this 9 times.

After the above, you blot the letter.

The same sequence is done for all letters, to their name variants from left to right. When you are done blotting the last letter, you say the affirmation with conviction 3 times.

#### 13. How can I increase the impact of the ritual?

**Recommended:** [Usage of the Final RTR, Tetra and Shattering](#)

#### 14. Can I visualize the letters being destroyed?

Of course. In anyway you like.

#### 15. If I do not have a printer, and I do not have an electronic device, how can I otherwise do the ritual?

In cases where one possess only the means to read the ritual from and is in some sort of a dire situation. You do the ritual as usual, and instead of blotting out the papers or wiping them out in a paint program and disposing this, you can directly imagine the letters being destroyed in your mind.

One should try to use some means to do the ritual with a device or a paper however. Painting it over in your phone is also working fine.



## JoS Rituals

[About](#) [Contributors](#) [Releases](#) [Contact](#)

© Joy of Satan Ministries; CI-320929520





## Destroying Jewish Rule & Domination #2

- 1 This ritual can be repeated as many times as you wish.
- 2 This ritual consists of 3 parts, this is the first part and each part complements the other. They can be performed either together or separately, as your time permits.

The words below are to be vibrated. They are in Greek. By vibrating these words, this will put a stop to the Jewish control of wealth and finances and shift this power to Gentiles. This will put a stop to a lot of corruption in the world. These Jewish programs masquerading as "religions" keep Gentiles cursed and bound so that Gentiles cannot see the truth and the populace remains brainwashed and under the control of the invisible Jewish Empire. These rituals are destroying the enemy. The more people we have who will be doing this ritual, the better, as there is both strength and power in numbers. This ritual may also be done as often as you like, and is a very good cathartic when you feel anger and hatred towards the enemy.
- 3
- 4 Raising your energies before the Ritual is advised. [Click here](#) for energy raising rituals.

### Reverse

Complete

Vibrate the following paragraph below 9 times:

SE-LOP • SEN-EE-THO • NAR-EE-EEP-E-EE-REP

SOOT-VAE • IAK • SOE-STEEP • SEET • OPAH

NA-SEE-THEEN-ALP-EPA • EE-NE-MOG-ERO • SE-NEET • SHEE • A-EE-REE-YY-RA-LEEF • HEE • NEE-TSE

NO-KAHK • NOT • NOD-AP • RA-YY • AZ-EER

### Affirm

Complete

Affirm the following sentences 9 times:

**AUM [only once, before affirmations]**

**SATANAS [only once, before affirmations]**

*Gentiles are now in total financial control of the world.*

*Gentiles are prosperous in every way.*

*Jewish power and control over the world is dead.*

*The Invisible Jewish Empire has been exposed and has been totally and permanently destroyed.*

*All power is now in the hands of the Gentiles.*

**AUM [only once, after affirmations]**

**SATANAS [only once, after affirmations]**



Ending

Complete

Then end the ritual with:

**HAIL SATAN!**

## Pronouncing the Ritual

Making your vibrations according to these instructions may be challenging or unusual at first. Do not worry too much about this. Do your best and it will get easier over time. Still, the better, the more effective.

**S** is a normal S sound, as in **SNAKE**.

**O** is a normal sound as in **ONION**.

**EE** is a high EE sound as in **EEL**.

**E** is an E like in **ELECTRICITY**.

**R** is only slightly rolled, such as in **RISE**.

**OO** is a U sound, as in **UBER** or **UMBRA**.

**IAK** is like all letters are separated, I – A – K.

**K** has a KH sound as in **KHALA**.

**H** whenever it exists, it's to be slightly pronounced. H as in **HIKING**.

**D** is a rough TH sound such as **THOTH**.

**YY** is like a very tough Y sound, as in a tough **YALE** sound.

**Z** as in **ZEBRA**.

**MP3 for this ritual.**



## JoS Rituals

[About](#) [Contributors](#) [Releases](#) [Contact](#)

© Joy of Satan Ministries; CI-320929520



JoS RITUALS

"Israel Is Going To Get What She Deserves!~~Satan~~"

Next Ritual Offensive In:

:

:

📅 Schedule

No Schedule

Rituals

Demons Heroes Psalm Blessing RTR Theurgy  
+ Create flow

📖 Guides



JoS CLERGY 9 MIN READ

How does the JoS Rituals work?



HP COBRA 4 MIN READ

How do RTRs work?



HP COBRA • 6 MIN READ

FAQ about RTRs



HP COBRA • 8 MIN READ

Usage of the Final RTR, Tetra and Shattering



HP COBRA • 5 MIN READ

On the Steps of Magick



JoS Rituals

[About](#) [Contributors](#) [Releases](#) [Contact](#)

© Joy of Satan Ministries; CI-320929520



JOS RITUALS  
DEMON

HP COBRA  
•  
AVG. 18 MIN TO PERFORM

## Dagon's Power Ritual

- 1 This Ritual is based on vibrating the Runes and making certain affirmations. Raising your energies before the Ritual is advised. [Click here](#) for energy raising rituals.
- 2 The Sigil that is provided is the point of focus where this Ritual is upon. It is this Sigil here.
- 3 The Runes that are done here, can be vibrated around the centre of the Sigil where the Shenu Protection Ring is. You can imagine this lighting up so much, like the Sun has a layer of light surrounding all of it.
- 4 Vibrate these Runes in a short version [ie, do not draw the runic vibration on a very big breath, especially for those who are new and can't do that many vibrations]. [Click here](#) to pronounce the runes.
- 5 When you affirm that the curses etc. are going back to their senders, it can help to imagine this.

### Vibrate

Complete

Vibrate the Runes below:



Ansuz x10



Laguz x10



Dagaz x10

### Affirm

Complete

Affirm the following sentences:

*Dagan, Great Lord of the Sea of the Human Mind,*

*Blessed are you by us, The Initiates of the Joy of Satan.*

*Excellent is your Wisdom,*

*Ultimate is your power over the Sea of the Human Mind.*

[Focus on the Sigil willing this so.]

### Vibrate

Complete

Vibrate the Runes below:



Lagur x10



Dagaz x10



Berkano x10

 Affirm

Complete

Affirm the following sentences:

*You, Dagan, are a Patron of Inspiration, Creativity, and Spirituality.*

*Grand is your rule over the unconscious mind of humanity.*

*Satan, your Lord and Father, has instated you highly into His Glory,*

*Listen to us, who bless you in Satan's Name.*

[Focus on the Sigil willing this so.]

 Vibrate

Complete

Vibrate the Runes below:



Tyr x10



Ansuz x10



Odhal x10

 Affirm

Complete

Affirm the following sentences:


*Dagon, Great God, Once ruling the Philistines,*

*Your people have perished from the genocide of the Jews against them,*

*Now we bring you inside a New and Beautiful Home,*

*We are your People, we are your Fellowship.*

[Focus on the Sigil willing this so.]

 Vibrate

Complete

Vibrate the Runes below:



Sowilo x10



Berkano x10



Wunjo x10





### Affirm

Complete

Affirm the following sentences:

*Do not mourn, Great God, for you are an immortal.*

*The memory of your People will live in the aeons, and so will you!*

*Bless us to carry you forth into the minds and souls of mankind!*

[Focus on the Sigil willing this so.]

### Vibrate

Complete

Vibrate the Runes below:



Raidho x10



Berkano x10



Wunjo x10



### Affirm

Complete

Affirm the following sentences:

*Bless us, the Disciples of Satan, members of the Joy of Satan Ministries,*

*With wealth, honor, and acclaim,*

*Bless our Spirits with intelligence, spiritual aptitude, and Wisdom,*

*Bless us all, as we bless you in your New Home!*

[Focus on the Sigil willing this so.]

### Affirm

Complete

Affirm the following sentences:

Vibrate X10 **DAGON AENAOS** and then affirm Once:

**AUM**

*"Dagon, Dagan, Zagan,*

*Great One of the Seas,*

*Glorified and upheld is your Name,*

*Steady and plentiful are your people,*

*Eternal and Established is your Name!"*

**AUM**

[Focus on the Sigil willing this so.]



### Ending

Complete

Affirm the following sentences:

For the last step of the Ritual, vibrate the following triad, 10 times:

**"Dagan, Zagan, Dagan!"** - Repeat this x10 times.

Then affirm:

**"Blessed is your Name, Blessed are You, Blessed are We all!"**

And close the Ritual With a big **"HAIL SATAN!"**

## Final Step

After you are done with this, you can meditate on **Dagon's Sigil** in the Joy of Satan, or the one below. Let yourself be immersed and to receive energy from **Dagon**.

It's important to meditate on yourself after the Ritual calmly for a few minutes.

Go to sigil.

## Ritual Notes

■■■: SAT, real, true, truthful in Sanskrit.

**The Symbol that Encapsulates the Sigil:** The **Shen Ring**, Egyptian Hieroglyphic language. The Shen also survived in Chinese tradition as a glyph for Spiritual Force, Divine Force, and God.

**The Letters of the Sigil Inside:** The Ancient Greek letters for Dagon's Name in arrangement.

**Sigil for Focus:**



## JoS Rituals

[About](#) [Contributors](#) [Releases](#) [Contact](#)

© Joy of Satan Ministries; CI-320929520





## Azazel's Power Ritual

- 1 This Ritual is based on vibrating the Runes and making certain affirmations. Raising your energies before the Ritual is advised. [Click here for energy raising rituals.](#)
- 2 The Sigil that is provided is the point of focus where this Ritual is upon.
- 3 The Runes that are done here, can be vibrated around the centre of the Sigil where the Shenu Protection Ring is. You can imagine this lighting up so much, like the Sun has a layer of light surrounding all of it.
- 4 Vibrate these Runes in a short version [ie, do not draw the runic vibration on a very big breath, especially for those who are new and can't do that many vibrations]. [Click here to pronounce the runes.](#)
- 5 When you affirm that the curses etc. are going back to their senders, it can help to imagine this.

### Vibrate

Complete

Vibrate the Runes below:



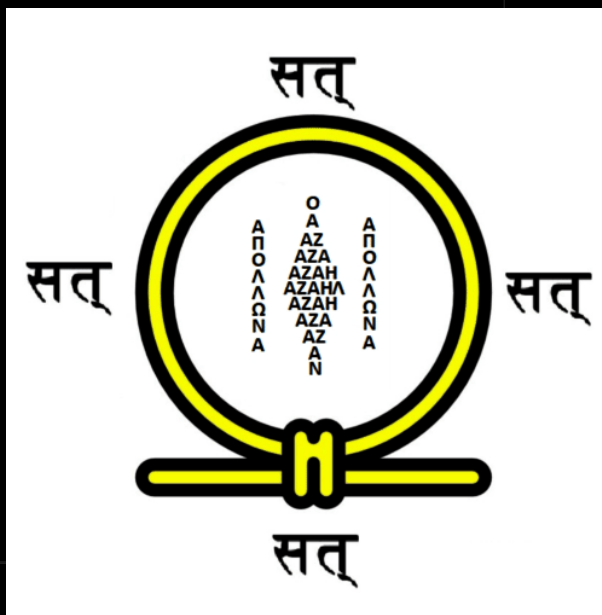
Fehu x10



Lagur x10



Berkano x10



### Affirm

Complete

Affirm the following sentences:

*Beautiful Azazel, Renown Apollo, Blessed is your Name and Glorified.*

*You are Harmony, Truly Existing One,*

*Brighter are you than the sun, your rays are the seats of wisdom,*

*Even the Sun will say when He sees you: Behold, for Lord Apollo is coming!*

**[Focus on the Sigil willing this so]**

I call you by your Name:

**A, ZA, AZAZIL, ZAZIL, ON, APOLLON, ZAZIL, AZAZIL, ZA, A!**

### Vibrate

Complete

Vibrate the Runes below:



Ansuz x10



Sowilo x10



Algiz x10

#### Affirm

Complete

Affirm the following sentences:

*Today, we lift all curses and attacks against your Holy Name,*

*We remove all sins that have been falsely sent to you.*

*Cleansed are you Apollo, Azazel, divine shepherd of the Goats,*

*Your name is Detached from all Corrupted Notions, lies and slander,*

*Now and Permanently!*

[Focus on the Sigil willing this so.]

#### Vibrate

Complete

Vibrate the Runes below:



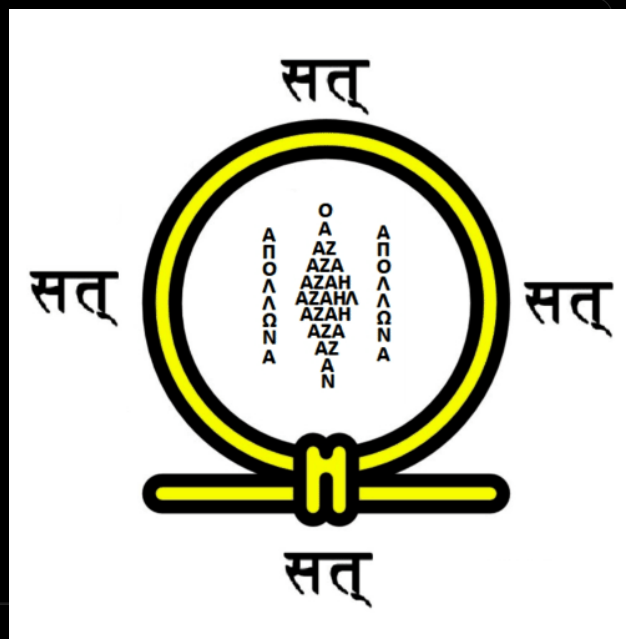
Odthall x10



Mannaz x10



Eihwaz x10



#### Affirm

Complete

Affirm the following sentences:

*In Sumeria they call you, Udu,*

*In Hellas they spoke to you with great hymns, lovely Apollo,*

*In Babylon, the Sun was shaking on the hearing of your Name, Shammash,*

*In Egypt, you are the Hidden Sun of Re,*

*You are now Azazel,*

*Your Name is whole, divided and undivided!*

[Focus on the Sigil willing this so.]

#### Vibrate

Complete

Vibrate the Runes below:



Kenaz x10

Affirm the f

*You break the chains of ignorance in your followers!*

\_\_\_\_\_

1000

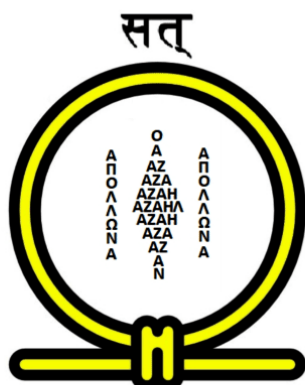
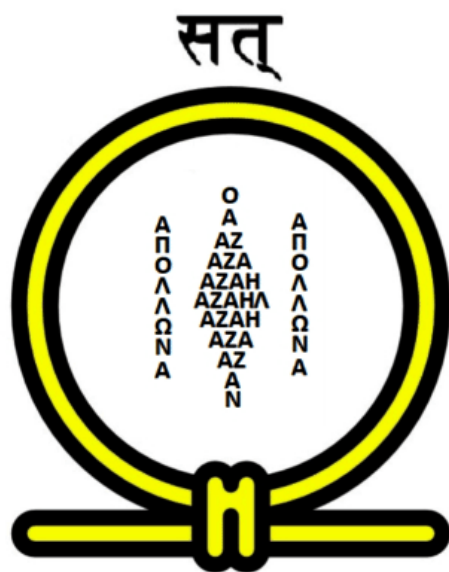
1



1.000 1.000 1.000

*All who confessed their sins on your Holy Goat are covered in their own sins eternally.*

Valley of the Dr



Berkano x10

### Affirm

Complete

Affirm the following sentences:

*Azazel, you have been returned to your stature and your light,  
We can see the hidden sun, the brightest one,  
Those who curse you are cursed tenfold,  
Those who bless you are blessed tenfold,*

*Infinitely powerful is the Shenu around you, eternal living sun!*  
[Focus on the Sigil willing this so.]

### Affirm

Complete

Affirm the following sentences:

A-PO-LON [AAAAAA-PO-LOOOOOOON] x10

[Focus on the Sigil willing this so.]

### Ending

Complete

Then end the ritual with:

**AFFIRM THE FOLLOWING 3 TIMES. [AUM...Affirm...AUM is once]**

**AUM**

ALL THIS IS WHAT YOU ARE, LORD AZAZEL!

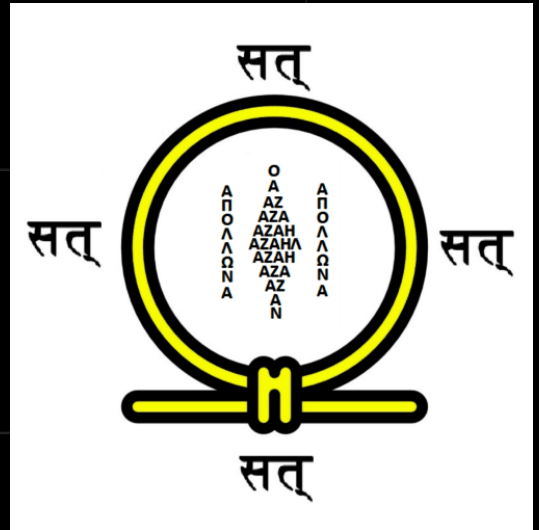
YOU STAND INVINCIBLE AGAINST ALL LIES, AZAZEL APOLLO!

THE TRUTH ABOUT YOU IS SEEN PERMANENTLY BY ALL!

**AUM**

**Then, close the Ritual, saying ONCE:**

**"HAIL SATAN, HAIL BEELZEBUL, HAIL ASTARTE – SATAN'S POWER IS SUPREME AND FELT BY ALL!"**



## Final Step

After you are done with this, you can meditate on Azazel's Sigil in the Joy of Azazel, or the one below. Let yourself be immersed and to receive energy from Azazel.

It's important to meditate on yourself after the Ritual calmly for a few minutes.

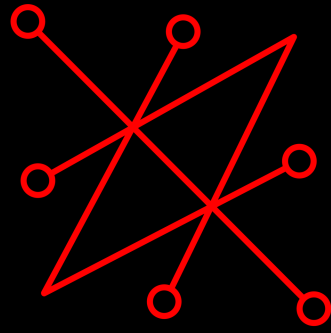
## Ritual Notes

■■■: SAT, real, true, truthful in Sanskrit.

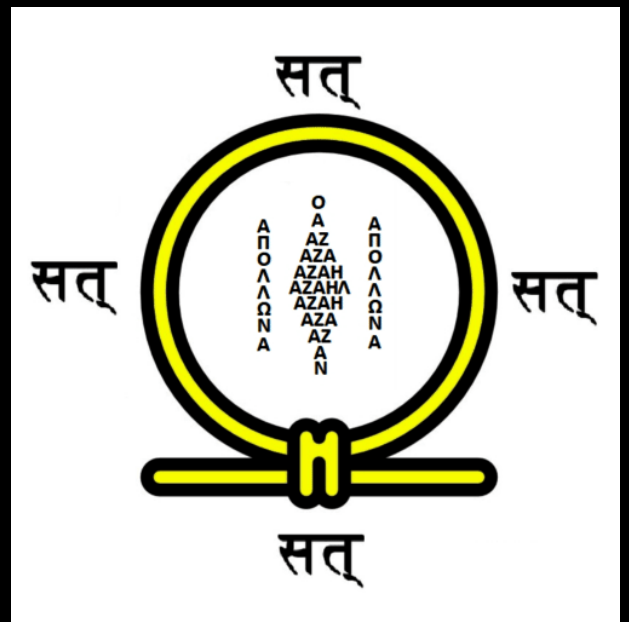
**The Symbol that Encapsulates the Sigil:** The Shen Ring, Egyptian Hieroglyphic language. The Shen also survived in Chinese tradition as a glyph for Spiritual Force, Divine Force, and God.

**The Letters of the Sigil Inside:** The Ancient Greek letters for Azazel's Name in arrangement.

**Sigil for Focus:**



AZAZEL



## JoS Rituals

About Contributors Releases Contact

© Joy of Satan Ministries; CI-320929520



## Cursing the 42 Letter (((Name of God)))

- 1 This ritual can be repeated as many times as you wish. You can begin this ritual at any time. This ritual is the most powerful we are doing so far and was directly from Satan in that he directed me to this.
- 2 The words below are to be vibrated. By vibrating these words, this will strip the Jews of both protection and power. The more people we have who will be doing this ritual, the better, as there is both strength and power in numbers.
- 3 This ritual should be done as often as you are able to, and is a very good cathartic when you feel anger and hatred towards the enemy. All you need to do is vibrate the paragraph below 6 times.
- 4 A couple of the words below are guttural. This means the KH syllables are vibrated in the back of the throat. Just do the best that you can. Practice the words [I have included an mp3 of the words for you all to download], as much as you can before performing the ritual.
- 5 Raising your energies before the Ritual is advised. [Click here](#) for energy raising rituals.

### Reverse

Complete

Vibrate the paragraph below 6 times:

AHT-OHYUH • AHTZUHV • OHK • AHS • KOHZ • EHP •

UHL • AYG • OHYUH • AH • AHN • UUT • VOHK •

EKKH • GAHT • EE-TZHR • AHT • AHV • AYHS •

UKH-EEYUH • UH-DEEG • AHN • SH-AH-EE-TAHN • AH •

EER • OHK • UHTZHT • OHYUH • UHG • UHB • AHH

### Affirm

Complete

Affirm the following sentences 6 times:

**SATANAS [only once, before affirmations]**

*The Jews are fully exposed to the world.*

*The Jews have lost all protection.*

*The Gates of Satan have permanently opened wide.*

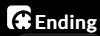
*The Jews have lost all of their influence and power over Gentiles.*

*The Jews have lost all of their power, control, and influence over the world.*

*Gentiles are powerfully and effectively reacting against the Jews.*

**SATANAS [only once, after affirmations]**

**AUM [only once, after affirmations]**



Ending

Complete

Then end the ritual with:

**HAIL SATAN!**

## Pronouncing the Ritual

Making your vibrations according to these instructions may be challenging or unusual at first. Do not worry too much about this. Do your best and it will get easier over time. Still, the better, the more effective.

AH as in the American English word father

AY as in the American English words day, say, made

EE as in the American English words seek and week

EH as in the American English words pet, set, and let

KH is guttural and the sound is made in the back of the throat

OH as in the American English words oh and go

R's should be rolled

UH as in the American English word cut and tub [very short as in the American English word About.]

UU as in the American English words sooth and tooth

MP3 for this ritual.



## JoS Rituals

[About](#) [Contributors](#) [Releases](#) [Contact](#)

© Joy of Satan Ministries; CI-320929520



## Communications [Genesis 11:9]

- 1 This ritual can be repeated as many times as you wish. You can begin this ritual at any time.
- 2 It is a fact that the Jews control 96 percent of the media in the world. They enforce censorship and work to destroy the truth, replacing it with corrupted information and lies.
- 3 The words below are to be vibrated. By vibrating these words, this will remove another powerful biblical curse. The more people we have who will be doing this ritual, the better, as there is both strength and power in numbers.
- 4 Become familiar with the words [an MP3 file with the pronunciations can be found at the end of the page for guidance], as much as you can before performing the ritual. This ritual may also be done as often as you like, and is a very good cathartic when you feel anger and hatred towards the enemy.
- 5 Raising your energies before the Ritual is advised. [Click here](#) for energy raising rituals.

### Reverse

Complete

Vibrate the following paragraph below 9 times:

AYF • TSEHR--'AH'--AH--LOHK • YAIN-UP--L'A'--  
AHV-HUH-HUY • MAHTS-EEF-EH • MAHSH-EEM-UU  
TSEHR--'AH'--AH--LOHK • TAHFF-US • AHV-HUH-HUY  
LAHL-AHB • MAHSH-EEK • LEHV-AHB • AHM-USH  
AHR-AHK • NAYK-L'A'--

### Affirm

Complete

Affirm the following sentences 9 times:

**AUM**

*The Jews have lost all control of the media and of all communications totally, completely and permanently.*

*All media and communications are now free for Gentiles.*

**AUM**

### Ending

Complete

Then end the ritual with:

**HAIL SATAN!**



Making your vibrations according to these instructions may be challenging or unusual at first. Do not worry too much about this. Do your best and it will get easier over time. Still, the better, the more effective.

**AH** as in the American English word **FATHER**.

**AY** as in the American English words **DAY**, **SAY**, **MADE**.

**EE** as in the American English words **WEEK** and **SEEK**.

**EH** as in the American English words **PET**, **SET** and **LET**.

**'A'--** glottal stop as in the American English word **HOUR**.

**--'A'--** glottal stop as in the American English word **HOUR**.

**OH** as in the American English words **OH** and **GO**.

**R's** should be rolled.

**UH** as in the American English words **CUT** and **TUB**.

**UU** as in the American English words **SOOTH** and **TOOTH**.

**MP3 for this ritual.**



## JoS Rituals

[About](#) [Contributors](#) [Releases](#) [Contact](#)

© Joy of Satan Ministries; CI-320929520



## Astarte's Power Ritual

- 1 This Ritual is based on vibrating the Runes and making certain affirmations. Raising your energies before the Ritual is advised. [Click here](#) for energy raising rituals.
- 2 The Sigil that is provided is the point of focus where this Ritual is upon.
- 3 The Runes that are done here, can be vibrated around the centre of the Sigil where the Shenu Protection Ring is. You can imagine this lighting up so much, like the Sun has a layer of light surrounding all of it.
- 4 Vibrate these Runes in a short version [ie, do not draw the runic vibration on a very big breath, especially for those who are new and can't do that many vibrations]. [Click here](#) to pronounce the runes.
- 5 When you affirm that the curses etc. are going back to their senders, it can help to imagine this.

### Vibrate

Complete

Vibrate the Runes below:



Fehu x10



Lagur x10



Berkano x10

### Affirm

Complete

Affirm the following sentences:

*Queen Astarte, Sanctified And Blessed is Your Name*

*The world and it's spheres open up to your will*

*You are the moving power,*

*The union, the separation, the All in All.*

I call you by your Name:

**A, NNA, ASTR, ASTAR,  
ASTARTE,  
ASTAR, ASTR, NNA, A**

### Vibrate

Complete



Vibrate the Runes below:



Ansuz x10



Sowilo x10



Algiz x10


 **Affirm**

Complete

Affirm the following sentences:

*Tonight we lift all curses and attacks against your Name,  
We remove all sins that have falsely been sent to you,  
Your Name is detached from all corrupted Notions, lies and slander,  
Now and Permanently.*

[Focus on the Sigil willing this so.]

 **Vibrate**

Complete

Vibrate the Runes below:



Odhal x10



Mannaz x10



Eihwaz x10



 **Affirm**

Complete

Affirm the following sentences:

*In Sumeria, you were known by all,  
You were known to Egypt as Isis, all Powerful, Queen of Magic,  
In Babylon, you were loved as Inanna,  
In Hellas, you were the Holy Mother Demeter.*

*Your Name is blessed again in the four directions,  
True is your Name and all your Names,  
True is your Power and connected to the Earth,  
You stand blessed again in all the Four Directions.*

[Focus on the Sigil willing this so.]

 **Vibrate**

Complete

Vibrate the Runes below:



Kenaz x10



Sowilo x10



Wunjo x10



Affirm

Complete

Affirm the following sentences:

*You are fierce and powerful,*

*Tender and kind,*

*Your Power is felt from Orion inside Earth,*

*Your people rejoice in your power.*

*Blessed be your Name eternal Queen and Mother.*

[Focus on the Sigil willing this so.]



Vibrate

Complete

Vibrate the Runes below:



Tiwaz x10



Sowilo x10



Thurisaz x10



Affirm

Complete

Affirm the following sentences:

*All sins and hostile energy sent against you Astarte, is now sent to your enemies and those who attacked you.*

*All hatred sent against your Name, is backfired onto the Jews and those who alongside them have slandered your Holy Name.*

[Focus on the Sigil willing this so.]



Vibrate

Complete

Vibrate the Runes below:



Algiz x10



Sowilo x10



Berkano x10

### Affirm

Complete

Affirm the following sentences:

*Astarte you stand all powerful like Lord Satan,  
like the eye of the galaxy, No evil can touch you.*

*Infinitely powerful is the Shenu around you,  
bright like the Power of a thousand burning Suns.*

[Focus on the Sigil willing this so.]

### Affirm

Complete

Affirm the following sentence 3 times:

[After saying "ASTARTE you are", say the following words while focusing on the Sigil, on the sequence given. Each word said must be focused intently, then you imagine light filling the whole sigil.]

ASTARTE you are:

1. The Queen
2. The Birth Of All
3. The Mother
4. Harmony
5. Beautiful
6. The Serpentine Power
7. The Power of Starry Heavens
8. The Heavenly
9. The Most Powerful
10. The Queen of Time



### Affirm

Complete

Affirm the following sentences:

**ALL THIS IS WHAT YOU ARE OUR QUEEN ASTARTE!**

**You stand invincible against all lies.**

**THE TRUTH ABOUT YOU IS SEEN PERMANENTLY BY ALL!**

### Ending

Complete

Then end the ritual with:

**HAIL SATAN!**

*Satan's Power and Astarte's Is Supreme and Felt by All.*

## Final Step

After you are done with this, you can meditate on Astarte's Sigil in the Joy of Satan, or the one below. Let yourself be immersed and to receive energy from Astarte.

It's important to meditate on yourself after the Ritual calmly for a few minutes.


## Ritual Notes

■■■: SAT, real, true, truthful in Sanskrit.

The Symbol that Encapsulates the Sigil: The Shen Ring, Egyptian Hieroglyphic language. The Shen also survived in Chinese tradition as a glyph for Spiritual Force, Divine Force, and God.

The Letters of the Sigil Inside: The Ancient Greek letters for Astarte's Name in arrangement.

Sigil for Focus:



## JoS Rituals

[About](#) [Contributors](#) [Releases](#) [Contact](#)

© Joy of Satan Ministries; CI-320929520



## Reversing the Curse Upon the Goat [Leviticus 16:22]

- 1 This ritual can be repeated as many times as you wish. You can begin this ritual at any time.

The words below are to be vibrated. By vibrating these words, this puts a stop to Jewish blame-shifting to Gentiles, as these yearly torah readings keep Gentiles cursed and bound so that Gentiles cannot see the truth and the populace remains brainwashed and under the control of the Jews. This will destroy the enemy. The more people we have who will be doing this ritual, the better, as there is both strength and power in numbers. This ritual may also be done as often as you like, and is a very good cathartic when you feel anger and hatred towards the enemy.

- 3 Many of the words below are guttural. This means many syllables are vibrated in the back of the throat. Just do the best that you can. Practice the words [an MP3 file with the pronunciations can be found at the end of the page for guidance], as much as you can before performing the ritual.

- 4 Raising your energies before the Ritual is advised. [Click here](#) for energy raising rituals.

### Reverse

Complete

Vibrate the following paragraph below 9 times:

RAHB-DEEM-AHB • REE-AHSS-HAH-TEH • KHAHL-EESH-AYV • HAHR-YAYZZ-UHG

TSEHR-EH-LEH • MAHT-OHN-OH-AH-LOHK-TEH • VAHL-AH • REE-AHSS-HAH

AHSS-AHN-AYV

### Affirm

Complete

Affirm the following sentences 9 times:

**AUM**

*The entire Gentile world is fully aware of the Jews and their crimes against humanity.*

*Jewish blame-shifting their crimes onto Gentiles has ceased to be effective.*

*The Jewish scapegoat has come back to the Jews and has released all of their lies and crimes right back onto them.*

**AUM**

### Ending

Complete

Then end the ritual with:

**HAIL SATAN!**

### Pronouncing the Ritual

much about this. Do your best and it will get easier over time. Still, the better, the more effective.

**AH** as in the American English word **FATHER**.

**AY** as in the American English words **DAY, SAY, MADE**.

**EE** as in the American English words **WEEK** and **SEEK**.

**EH** as in the American English words **PET, SET** and **LET**.

**KH** is guttural and the sound is made in the back of the throat.

**OH** as in the American English words **OH** and **GO**.

**R**'s should be rolled.

**UH** as in the American English words **CUT** and **TUB**.

**MP3 for this ritual.**



## JoS Rituals

[About Contributors](#) [Releases](#) [Contact](#)

© Joy of Satan Ministries; CI-320929520





## Cursing the 72 (((Names of God)))

- 1 This ritual can be repeated as many times as you wish. You can begin this ritual at any time.

This is THE most important and the most powerful Reverse Torah Ritual we will be doing. Because of the length of this ritual, I added in superscript, the number of each of the three letter names to eliminate confusion. The following are also divided into 4 sections; lines 1, 2, 3 and 4. Lilith explained that each of the former rituals was like “peeling an onion” in the way of stripping the enemy of their power.
- 2 The words below are to be vibrated. By vibrating these words, this will strip the Jews of both protection and power. The more people we have who will be doing this ritual, the better, as there is both strength and power in numbers.
- 3 This ritual should be done as often as you are able to, and is a very good cathartic when you feel anger and hatred towards the enemy. All you need to do is vibrate the 4 lines [72 three letter names] below at least one time, preferably three times.
- 4 Please read through the pronunciation directly below [an MP3 file with the pronunciations can be found at the end of the page for guidance]. Most of the letters here are repeats.
- 5 Raising your energies before the Ritual is advised. [Click here for energy raising rituals.](#)
- 6

### Reverse

Complete

Vibrate the paragraph below 1 or 3 times [your choice]: **Line #1**

72 AIM AHVW AIM • 71 OHy OHy AYh • 70 AIM AYV OHy  
69 AYh 'OH AYR • 68 AHVW AYV AYKH • 67 'AH OHy 'OH  
66 OHK UUN AIM • 65 AYBV AIM AHD • 64 OHy AYKH AIM  
63 AHVW UUN 'AH • 62 AYh AYh OHy • 61 AYV AIM AHVW  
60 AYR OHTS AIM • 59 AYKH AYR AYh • 58 AHL OHy OHy  
57 AIM AIM UUN • 56 OHy AHVW AIF • 55 AYh AYB AIM

### Reverse

Complete

Vibrate the paragraph below 1 or 3 times [your choice]: **Line #2**

54 AHTH OHy UUN • 53 'AH UUN UUN • 52 AIM AIM 'AH  
51 EESH AYKH AYh • 50 OHy UUN AHTH  
49 AHVW AYh AHVW • 48 AYh OHy AIM • 47 AHL EESH 'AH  
46 OHy AYR 'AH • 45 AHL 'AH AHSS • 44 AYh OHL OHy  
43 AHL AHVW AHVW • 42 AKH OHy AIM • 41 AYh AYh AYh

40 AHZ OHy OHy • 39 'AH AYh AYR • 38 AIM 'AH AYKH

37 OHy UUN 'AH

 Reverse

Complete

Vibrate the paragraph below 1 or 3 times [your choice]: **Line #3**

36 AHTh UUN AIM • 35 OHK AHVW OHK • 34 AYKH AYh OHL

33 AHVh AYKH OHy • 32 AYR EESH AHVW

31 AYV AHKH OHL • 30 AIM AVW AH • 29 OHy OHy AYR

28 AYh 'AH EESH • 27 AHT AYR OHy • 26 'AH 'AH AYh

25 AYh OHTh UUN • 24 AHVh AYh AYKH • 23 AYh OHL AIM

22 OHy OHy OHy • 21 AKH AHL UUN • 20 AHL AYh AYP

19 AHVW AHVW OHL

 Reverse

Complete

Vibrate the paragraph below 1 or 3 times [your choice]: **Line #4**

18 AHY OHL AHK • 17 AHVW 'OH AHL • 16 AYM OHK AYh

15 OHy AYR AYh • 14 AYh AYWV AIM • 13 AHL OHZ OH

12 'AH AYh AYh • 11 AHVW 'OH AHL • 10 AHTh OHL 'AH

9 OHy OYZ AYh • 8 AHTh AYh OHK • 7 'AH AKH 'AH

6 AYh OHL OHL • 5 EESH AYh AIM • 4 AIM OHL 'AH

3 AYT OHy AHSS • 2 OHy OHL OHy • 1 AHVW AYh AHVW

 Affirm

Complete

Affirm the following sentences 6 times:

**SATANAS [only once, before affirmations]**

*The Jews are fully exposed to the world.*

*The Jews have lost all protection.*

*The Gates of Satan have permanently opened wide.*

*The Jews have lost all of their influence and power over Gentiles.*

*The Jews have lost all of their power, control, and influence over the world.*

*Gentiles are powerfully and effectively reacting against the Jews.*

**SATANAS [only once, after affirmations]**

**AUM [only once, after affirmations]**

 Ending

Complete

Then end the ritual with:

**HAIL SATAN!**

Making your vibrations according to these instructions may be challenging or unusual at first. Do not worry too much about this. Do your best and it will get easier over time. Still, the better, the more effective.

AH as in the American English word FATHER.

Ah the lower case h indicates a very small H sound, like H - a small exhale.

'AH glottal stop as in the American English word HOUR.

AI as in the American English words DAY, SAY, MADE.

AY as in the American English words DAY, SAY, MADE.

AYh – you will see this often, the vowel sound is between a long A as in case, and A short E as in PET.

EE as in the American English words SEEK and WEEK.

EH as in the American English words PET, SET, and LET.

KH is guttural and the sound is made in the back of the throat.

OH as in the American English words OH and GO.

OI as in the American English word OIL.

'OH glottal stop as in the American English word HOUR.

OHy, the lower case y indicates a very short Y sound.

R's should be rolled.

TH soft TH as in the American English words THIN, THICK.

TH [underlined] hard TH as in the American English words THE, THERE, THAT.

TS, as in the American English word OATS, or as in PIZZA.

UU as in the American English words SOOTH and TOOTH.

VW, the V and W together is a cross between the letter V and the letter W. This is biblical Hebrew. Listen to the MP3, or do the best you can. You can substitute the letter W and this will still be valid.

MP3 for this ritual.



## JoS Rituals

[About](#) [Contributors](#) [Releases](#) [Contact](#)

© Joy of Satan Ministries; CI-320929520



## Holding the Enemy Accountable [Numbers 15:26]

- 1 This ritual can be repeated as many times as you wish. You can begin this ritual at any time.

The words below are to be vibrated. By vibrating these words, this puts a stop to Jewish blame-shifting to Gentiles, as these yearly torah readings keep Gentiles cursed and bound so that Gentiles cannot see the truth and the populace remains brainwashed and under the control of the Jews. This will destroy the enemy. The more people we have who will be doing this ritual, the better, as there is both strength and power in numbers. This ritual may also be done as often as you like, and is a very good cathartic when you feel anger and hatred towards the enemy.

- 3 Many of the words below are guttural. This means many syllables are vibrated in the back of the throat. Just do the best that you can. Practice the words [an MP3 file with the pronunciations can be found at the end of the page for guidance], as much as you can before performing the ritual.

- 4 Raising your energies before the Ritual is advised. [Click here for energy raising rituals.](#)

### Reverse

Complete

Vibrate the following paragraph below 9 times:

UHSS • HAHGG • AHGG • SHEEB • MAH'-AH • LOHKH-UHL

EEK • MAHKH-OHT-UHB • RAHG-AHH • RAYG-AHL-UHV

LAY-AHR-SSSEE'-YH • YAYN-UHB • LOHKH-UHL • KHAHL-SEEN-UHV

### Affirm

Complete

Affirm the following sentences 9 times:

**SATANAS [only once, before affirmations]**

*The Jewish people and the Gentiles who knowingly and purposely aid and abet them in their crimes against humanity are all being held accountable.*

*The Jewish people and their Gentile lackeys are being severely punished for all of these crimes and many more.*

**SATANAS [only once, after affirmations]**

**AUM [only once, after affirmations]**

### Ending

Complete

Then end the ritual with:

**HAIL SATAN!**

Making your vibrations according to these instructions may be challenging or unusual at first. Do not worry too much about this. Do your best and it will get easier over time. Still, the better, the more effective.

**AH** as in the American English word **FATHER**.

**AY** as in the American English words **DAY**, **SAY**, **MADE**.

**EE** as in the American English words **WEEK** and **SEEK**.

**EH** as in the American English words **PET**, **SET** and **LET**.

**KH** is guttural and the sound is made in the back of the throat.

**OH** as in the American English words **OH** and **GO**.

**OI** as in the American English words **BOY** and **TOY**.

**R**'s should be rolled.

**UH** as in the American English words **CUT** and **TUB**.

**UU** as in the American English words **SOOTH** and **TOOTH**.

**MP3 for this ritual.**



## JoS Rituals

[About](#) [Contributors](#) [Releases](#) [Contact](#)

© Joy of Satan Ministries; CI-320929520



JoS CLERGY  
•  
3 MIN READ

## Releases

### 2.0

With the relaunch of JoS Rituals, the original set of features is still available, but there are new maintainers. Contact either JG ApolloAbove or JG BlackOnyx with questions or concerns.



## JoS Rituals

[About](#) [Contributors](#) [Releases](#) [Contact](#)

© Joy of Satan Ministries; CI-320929520



## Preventing Another Major War #1

- 1 This ritual can be repeated as many times as you wish. You can begin this ritual at any time, but for these anti-war rituals, it is best you begin these as soon as possible, as the Moon is in the sign of Libra right now and Libra is the sign of peace.
- 2 The Jews have already planned another major war. If they succeed, this will be catastrophic for the entire world. Everyone will be affected, as Israel and the other major powers have missiles and other weapons that are capable of destroying the entire earth over five times, making the horrendous attacks against Hiroshima and Nagasaki look very small in comparison. Because the Jewish crimes against humanity are being exposed all over the internet, the Jews are again reacting to distract and to divert the attentions of the populace, no different from WW2, where Adolf Hitler exposed them. The result is the mass-murder of millions of Gentiles.
- 3 “We possess several hundred atomic warheads and rockets and can launch them at targets in all directions, perhaps even at Rome. Most European capitals are targets for our air force. Let me quote General Moshe Dayan: 'Israel must be like a mad dog, too dangerous to bother.' I consider it all hopeless at this point. We shall have to try to prevent things from coming to that, if at all possible. Our armed forces, however, are not the thirtieth strongest in the world, but rather the second or third. We have the capability to take the world down with us. And I can assure you that that will happen before Israel goes under.”  
  
— Martin van Creveld, Israeli professor of military history at the Hebrew University in Jerusalem in an interview in the Dutch weekly magazine: Elsevier, 2002, no. 17, p. 52-53.
- 4 The words below are to be vibrated. The more people we have who will be doing this ritual, the better, as there is both strength and power in numbers.
- 5 Some of the words below are guttural. This means many syllables are vibrated in the back of the throat. Just do the best that you can. Become familiar with the words [an MP3 file with the pronunciations can be found at the end of the page for guidance], as much as you can before performing the ritual.
- 6 Many of the words in these rituals are guttural, symbolized by the “KH” [There is only one word that is guttural in this ritual here]. This means many syllables are vibrated in the back of the throat. Just do the best that you can.
- 7 Raising your energies before the Ritual is advised. [Click here for energy raising rituals.](#)

### Reverse

Complete

Vibrate the following paragraph below 9 times:

OHM-USH • AHV-OH-HUHY • AHM-AHKH-LEEM • SHEE • AHV-OH-HUHY

### Affirm

Complete

Affirm the following sentences 9 times:

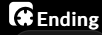
**AUM**

*The God of Israel has lost all power.*

*The Jews have permanently and completely lost all power and influence over Gentiles.*

*The prophecies of war, destruction and desolation against Gentiles have failed completely and permanently.*

**AUM**



Ending

Complete

Then end the ritual with:

**HAIL SATAN!**

## Pronouncing the Ritual

Making your vibrations according to these instructions may be challenging or unusual at first. Do not worry too much about this. Do your best and it will get easier over time. Still, the better, the more effective.

**AH** as in the American English word **FATHER**.

**EE** as in the American English words **WEEK** and **SEEK**.

**KH** is guttural and the sound is made in the back of the throat.

**OH** as in the American English words **OH** and **GO**.

**UH** as in the American English words **CUT** and **TUB**.

**MP3 for this ritual.**



## JoS Rituals

[About](#) [Contributors](#) [Releases](#) [Contact](#)

© Joy of Satan Ministries; CI-320929520





## Serpent is Free [Genesis 3:14]

- 1 This ritual can be repeated as many times as you wish. You can begin this ritual at any time.

This ritual has already been done, but due to the weekly Torah readings repeating themselves every year beginning on the Jewish holiday of Yom Kippur, which is the Jewish New Year, it must be done again. We are following their weekly readings and reversing and erasing the curses.
- 2
- 3 **[Genesis 3:24]** So he drove out the man; and he placed Keruvs at the east of the garden of Eden, and the flame of a sword which turned every way, to guard the way to the tree of life.

The words below are to be vibrated. By vibrating these words, this will remove another powerful biblical curse. The more people we have who will be doing this ritual, the better, as there is both strength and power in numbers. The effects of this ritual will result in a worldwide awakening through removing obstacles placed by the enemy upon the Serpent, that keep the Serpent bound. This ritual will result in many people worldwide seeing the truth.
- 4
- 5 Many of the words below are guttural. This means many syllables are vibrated in the back of the throat. Just do the best that you can. Become familiar with the words [an MP3 file with the pronunciations can be found at the end of the page for guidance], as much as you can before performing the ritual. This ritual may also be done as often as you like, and is a very good cathartic when you feel anger and hatred towards the enemy. Just do the best that you can.
- 6 We have found that the kabalistic letter **S** is to be hissed, regardless of the language.
- 7 Raising your energies before the Ritual is advised. [Click here](#) for energy raising rituals.

### Reverse

Complete

Vibrate the following paragraph below 9 times:

SSSS • MEEY-UHY-EYEKH-HAH • TSAY • KHEHR-EHD-TEH  
ROARM-SSHHEELL • TEHKH-EHP-HAH-TEEM-HAH  
VEH-RR-EHKH-HAH • TAH-AHL • TAY-YAV  
MEEV-UURR-KHAH--TEH • NEHD-AY--NAHG-LL  
MEHD-EHK-EEM • NAYK-SHAY-AHV • MAHD-AH-HAH--TEH  
SSHH-EHR-AHG-EYEV

### Affirm

Complete

Affirm the following sentences 9 times:

**AUM**

MEEV-UURR-KHAH

*The Serpent is free. The Serpent is rising. The Serpent is risen forever!*

**AUM**



Ending

Complete

Then end the ritual with:

**HAIL SATAN!**

## Pronouncing the Ritual

Making your vibrations according to these instructions may be challenging or unusual at first. Do not worry too much about this. Do your best and it will get easier over time. Still, the better, the more effective.

**AH** as in the American English word **FATHER**.

**AY** as in the American English words **DAY, SAY, MADE**.

**EE** as in the American English words **WEEK** and **SEEK**.

**EH** as in the American English words **PET, SET** and **LET**.

**EYE** as in the American English words **EYE, HIGH, NIGHT**.

**KH** is guttural and the sound is made in the back of the throat.

**OH** as in the American English words **OH** and **GO**.

**R**'s should be rolled.

**UH** as in the American English words **CUT** and **TUB**.

**UU** as in the American English words **SOOTH** and **TOOTH**.

**MP3 for this ritual.**



## JoS Rituals

[About](#) [Contributors](#) [Releases](#) [Contact](#)

© Joy of Satan Ministries; CI-320929520



## Ending Confusion [Deuteronomy 7:23]

- 1 This ritual can be repeated as many times as you wish. You can begin this ritual at any time.
- 2 Raising your energies before the Ritual is advised. [Click here for energy raising rituals.](#)

### Reverse

Complete

Vibrate the following paragraph below 9 times:

MAHD • MAHSH • EEH • DAH

HAHL-OHD-UHG • HAHM-UUV/W-UHM • MAHM-AHH-UHV/WH

AKH-YEHN-AHP-UHL • AKH-HEH-OHL-EH • HOHV-YUH • MAHN-AHT-NUUW/V

### Reverse

Complete

Vibrate the following paragraph below 9 times:

[Pronounced as V/W--AHH--V/W]

V/W--AH--V/W • V/W--AH--V/W • V/W--AH--V/W

### Affirm

Complete

Affirm the following sentences 9 times:

*The Confusion is gone permanently.*

*All Gentiles are now aware of and can see through all of the Jewish lies, control, and programs.*

*Satan is TRUTH!*

### Reverse

Complete

Vibrate the following paragraph below 9 times:

[Pronounced as V/W--AHH--V/W]

V/W--AH--V/W • V/W--AH--V/W • V/W--AH--V/W

### Ending

Complete

Then end the ritual with:

**HAIL SATAN!**

Making your vibrations according to these instructions may be challenging or unusual at first. Do not worry too much about this. Do your best and it will get easier over time. Still, the better, the more effective.

**AH** as in the American English word **FATHER**.

**EE** as in the American English words **WEEK** and **SEEK**.

**EH** as in the American English words **PET**, **SET** and **LET**.

**KH** is guttural and the sound is made in the back of the throat.

**OH** as in the American English words **OH** and **GO**.

**UH** as in the American English words **CUT** and **TUB**.

**UU** as in the American English words **SOOTH** and **TOOTH**.

**V/W** is between a **V** and a **W**.

**MP3 for this ritual.**



## JoS Rituals

[About](#) [Contributors](#) [Releases](#) [Contact](#)

© Joy of Satan Ministries; CI-320929520



## Satan's Psalm 1: Glory and Blessing For The Great Satan

1 The Satanic Psalms are prayers who are meant to both glorify the Gods whom they are directed to, but also open up the initiate to the spiritual forces that the Gods represent inside of them, for both self discovery and empowerment. These will grow our understanding, our bond and consciousness of the Gods.

2 Every Psalm is to be done three times, from end to finish, for maximum effectiveness.

### Vibrate

Complete

Vibrate the Mantras below:

**AUM [only once]**

**SA, TA, NA, MA x3**

### Affirm

Complete

Affirm the following sentences:

***Father Satan, blessed are you in the power of Truth,***

***King of the seen and the unseen,***

***Essence of all things,***

***You are glorified by your divine Name.***

### Vibrate

Complete

Vibrate the Mantras below:

**A, AY, SHAH x3**

### Affirm

Complete

Affirm the following sentences:

***Tonight you are given praise and litanies,***

***We bow our heads to your eternal power,***

***The love of your devotees is revealed to you,***

***King of the Eternal and Parasivanic void, our Brightest Lord.***

### Vibrate

Complete

Vibrate the Mantras below:

**A, NO, DAR, KA x3**

### Affirm

Complete

Affirm the following sentences:

*You Satan Lucifer, greatest manifestation of the universe,  
Guide of Guides,  
Patron to all and wielder of the piercing light,  
Father of the Demons and protector of the Gods, be praised.*

#### Vibrate

Complete

Vibrate the Mantras below:

**A, MA, DHA x3**

#### Affirm

Complete

Affirm the following sentences:

*You arrived on the world as the ray of the light,  
To our world you came with happiness and created us,  
Resident and present are you in infinity,  
Outside and inside of all worlds, we recognize you.*

#### Vibrate

Complete

Vibrate the Mantras below:

**A, BRA, SA x3**

#### Affirm

Complete

Affirm the following sentences:

*You are God and you are everywhere and nowhere present,  
If we cannot comprehend you, then guide us,  
And If we can, then shatter our delusions,  
Pierce us with the trident of bliss and truth.*

#### Vibrate

Complete

Vibrate the Mantras below:

**A, SA, AR x3**

#### Affirm

Complete

Affirm the following sentences:

*You are He whose power is infinite,  
You are that which is, always was, always will be,  
Great and ultimate,  
Ineffable Serpent.*

#### Vibrate

Complete

Vibrate the Mantras below:

**A, SAS, VA x3**

#### Affirm

Complete

Affirm the following sentences:

*Your Name is praised,  
We know your Name,  
You open the gateway to True understanding,  
With you, eternity arrives.*

#### Vibrate

Complete

Vibrate the Mantras below:

**A, MA, GOHD x3**

#### Affirm

Complete

Affirm the following sentences:

*Save us from the arrow of time,*

*Remove from us spiritual ignorance,*

*Open and cure our hearts with your divine & pure light,*

*Bless us without cessation, us who partake in your mysteries.!*

#### Vibrate

Complete

Vibrate the Mantras below:

**SA, TA, NA, MA x3**

#### Ending

Complete

Then end the ritual with:

**AUM**

### Pronouncing the Ritual

Making your vibrations according to these instructions may be challenging or unusual at first. Do not worry too much about this. Do your best and it will get easier over time. Still, the better, the more effective.

**SA, TA, NA, MA** as in the popular mantra **SATANAMA**, the **S** is hissed.

**A** as in **ANGER** wherever it appears.

**AY** as in a high pitched A-EE sound.

**SHAH** as in **SH** (hissed) and **AH** as in the English nodding phrase of **AHA**.

**GOHD** as in the English **GO AHEAD** - with the letters **E** and **A** removed. **GOHD**.



## JoS Rituals

[About](#) [Contributors](#) [Releases](#) [Contact](#)

© Joy of Satan Ministries; CI-320929520



## Preventing Another Major War #2

1 This ritual can be repeated as many times as you wish. You can begin this ritual at any time, but for these anti-war rituals, it is best you begin these as soon as possible, as the Moon is in the sign of Libra right now and Libra is the sign of peace.

2 The Jews have already planned another major war. If they succeed, this will be catastrophic for the entire world. Everyone will be affected, as Israel and the other major powers have missiles and other weapons that are capable of destroying the entire earth over five times, making the horrendous attacks against Hiroshima and Nagasaki look very small in comparison. Because the Jewish crimes against humanity are being exposed all over the internet, the Jews are again reacting to distract and to divert the attentions of the populace, no different from WW2, where Adolf Hitler exposed them. The result is the mass-murder of millions of Gentiles.

3 "We possess several hundred atomic warheads and rockets and can launch them at targets in all directions, perhaps even at Rome. Most European capitals are targets for our air force. Let me quote General Moshe Dayan: 'Israel must be like a mad dog, too dangerous to bother.' I consider it all hopeless at this point. We shall have to try to prevent things from coming to that, if at all possible. Our armed forces, however, are not the thirtieth strongest in the world, but rather the second or third. We have the capability to take the world down with us. And I can assure you that that will happen before Israel goes under."

— Martin van Creveld, Israeli professor of military history at the Hebrew University in Jerusalem in an interview in the Dutch weekly magazine: Elsevier, 2002, no. 17, p. 52-53.

4 The words below are to be vibrated. The more people we have who will be doing this ritual, the better, as there is both strength and power in numbers.

5 Just do the best that you can, and become familiar with the words [an MP3 file with the pronunciations can be found at the end of the page for guidance], as much as you can before performing the ritual.

6 The ritual below has to do with the current situation in Syria, which is extremely grave right now. Please note I did not reverse the Hebrew word for Damascus, as doing so would be an annihilation and fulfill the evil biblical prophesy. Lilith led me to this verse. Christians not only incessantly recite and reinforce these most evil human-hating and life-hating verses, but they are also imbedded in the minds of a large percentage of the populace.

7 Lilith also informed me regarding these attacks against Gentile humanity, which the extent the enemy has gone to try to disconnect us Gentiles from our Pagan Gods only reveals that our Gods [Satan] are a very serious and deadly threat to this Jewish monster. The human-hating Jewish monster really fears our Original Pagan Gods.

8 The Jews have preplanned this war in accordance with their biblical prophesy and have pushed the Syrian hoards into Europe in an attempt to destroy Europe. This ritual is a working of peace. The Syrians must leave Europe and return to their own homeland. The Jewish hatred and spitefulness towards what was Assyria in ancient times is the foundation of what has been occurring over there recently.

9 Raising your energies before the Ritual is advised. [Click here for energy raising rituals.](#)



Reverse

Complete

Vibrate the following paragraph below 9 times:



AHL-AHP-AHM • EEE'-- EHM • HAHT-EYEH-AYV • REH-EE-AYM • ROAR-SSUUM • DAHM-MEH-SEHK • AYN-EE • DAHM-MEH-SEHK • AHSS-AHM

#### ★ Affirm

Complete

Affirm the following sentences 9 times:

**AUM**

*The God of Israel has lost all power.*

*Damascus is being restored.*

*The Jewish attempts at starting another war have failed completely and permanently.*

**AUM**

#### ✿ Ending

Complete

Then end the ritual with:

**HAIL SATAN!**

## Pronouncing the Ritual

Making your vibrations according to these instructions may be challenging or unusual at first. Do not worry too much about this. Do your best and it will get easier over time. Still, the better, the more effective.

**AH** as in the American English word **FATHER**.

**EE** as in the American English words **WEEK** and **SEEK**.

**EH** as in the American English words **PET**, **SET**, and **LET**.

**EYE** as in the American English word **EYE**, **HIGH**, **NIGHT**.

**EEE'--** glottal stop as in the American English word **HOOR**.

**OH** as in the American English words **OH** and **GO**.

**UH** as in the American English words **CUT** and **TUB**.

**MP3 for this ritual.**



## JoS Rituals

[About](#) [Contributors](#) [Releases](#) [Contact](#)

© Joy of Satan Ministries; CI-320929520



JOS RITUALS  
DEMON

HP COBRA  
•  
AVG. 18 MIN TO PERFORM

## Anubis's Power Ritual

- 1 This Ritual is based on vibrating the Runes and making certain affirmations. Raising your energies before the Ritual is advised. [Click here for energy raising rituals.](#)
- 2 The Sigil that is provided is the point of focus where this Ritual is upon. It is this Sigil here.
- 3 The Runes that are done here, can be vibrated around the centre of the Sigil where the Shenu Protection Ring is. You can imagine this lighting up so much, like the Sun has a layer of light surrounding all of it.
- 4 Vibrate these Runes in a short version [ie, do not draw the runic vibration on a very big breath, especially for those who are new and can't do that many vibrations]. [Click here to pronounce the runes.](#)
- 5 When you affirm that the curses etc. are going back to their senders, it can help to imagine this.

### Vibrate

Complete

Vibrate the Runes below:



Algiz x10



Eihwaz x10



Ansuz x10

### Affirm

Complete

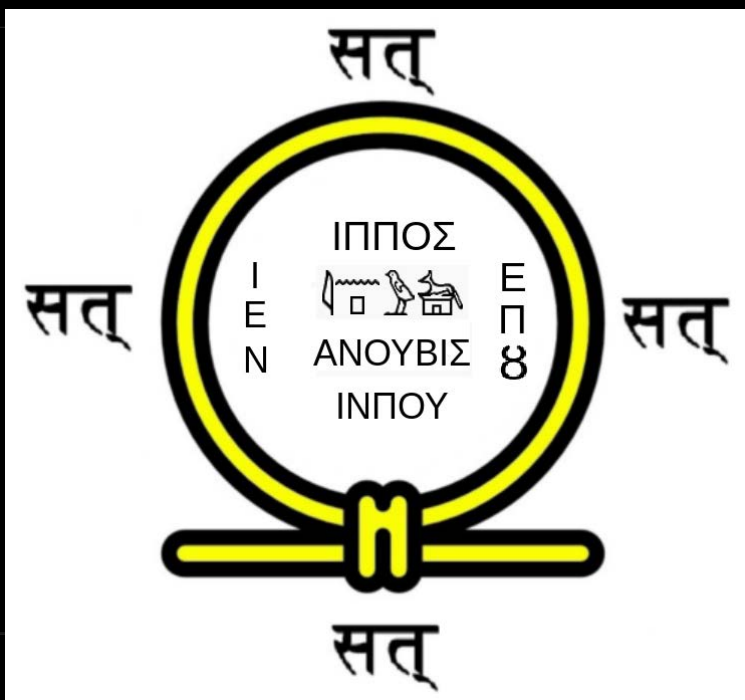
Affirm the following sentences:

*Anubis, Inpu, Lord of the Underworld Depths,  
Hear the call of your Initiates in the Joy of Satan,  
We call you with respect and honesty in our hearts,  
O, You Patron of the Departed, Hear Us!*

### Vibrate

Complete

Vibrate the Runes below:



Wunjo x10



Kenaz x10



Raidho x10

 Affirm

Complete

*Anubis, Great Lord, take care of our souls,  
Take care of the family members of ours that have departed,  
Guide them pleasantly and lovingly into the Afterlife,  
Have Great mercy on them for their transgressions,  
Reward them kindly for their good deeds,  
O Great Inpu!*

[Focus on the Sigil willing this so.]

 Vibrate

Complete

Vibrate the Runes below:



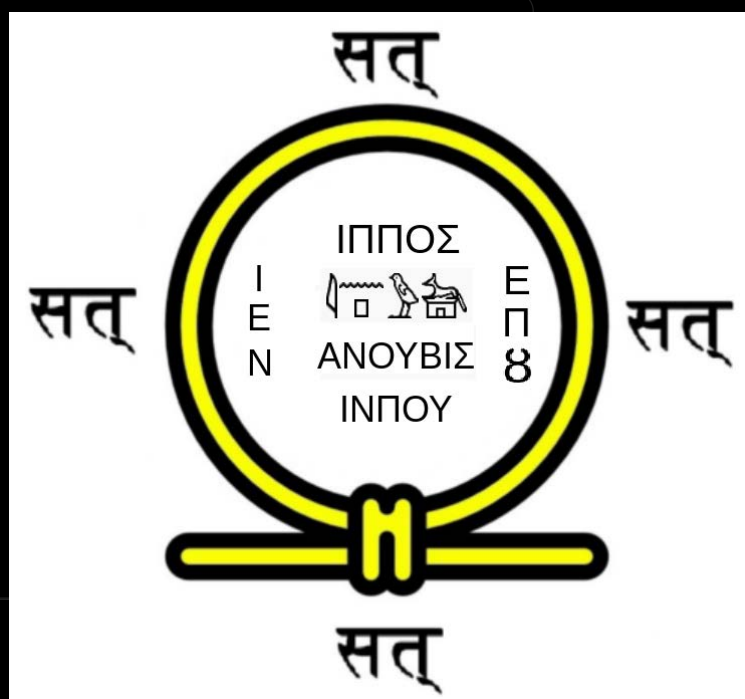
Sowilo x10



Odhal x10



Dagaz x10



 Affirm

Complete

Affirm the following sentences:  
*For the kind ones, put their hearts on the Scale of Maat,  
Guide them to make their hearts lighter and free,  
Absolve them of wrongdoing,  
Recognize their ignorance,  
Great and mighty is your rulership, Anubis!*

[Focus on the Sigil willing this so.]

 Vibrate

Complete

Vibrate the Runes below:



Odhal x10



Dagaz x10



Gebo x10

### Affirm

Complete

Affirm the following sentences:

*Lord and Master of the final domain,*

*Kind and loving Ienepu,*

*Bond us with our Ancestors and let their power flow through us,*

*Let our life be their life,*

*Let our pious life be an honor unto them all!*

[Focus on the Sigil willing this so.]

### Vibrate

Complete

Vibrate the Runes below:



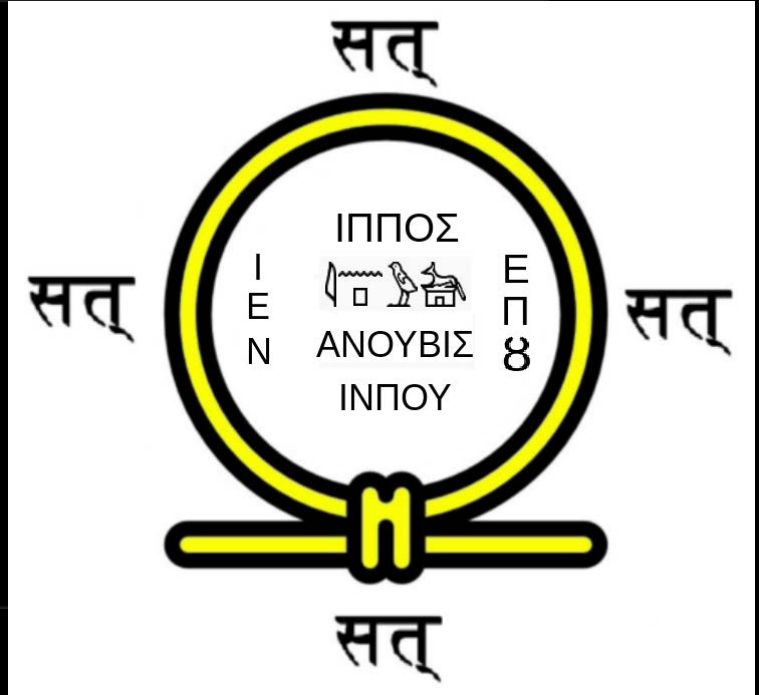
Berkano x10



Eihwaz x10



Dagaz x10



### Affirm

Complete

Affirm the following sentences:

*Blessed are the people who follow the Gods,*

*Favorable is their judgement of the Initiates,*

*Understanding are you, O Great Gods,*

*Among them all, Iwunpu, Great Ruler of the Underworld!*

[Focus on the Sigil willing this so.]

### Vibrate

Complete

Vibrate his names 10 times: "Anubis, An, Anpu, Inpu, Iwunpu, Ipos, Ienepu, Lord of the Underworldy Domain"

### Ending

Complete

Then end the ritual by saying the following once:

*Anubis, Holder of the Mystery of the Great Key,*

*Giver and Judge of Eternal Existence,*

*Patron of the Judgement of the next and previous lifetimes,*

*Receive our honor to you and shower us with your abundant blessings.*

*The Children of the Joy of Satan salute you!*

## Final Step

After you are done with this, you can meditate on **Anubis's** Sigil in the Joy of Satan, or the one below. Let yourself be immersed and to receive energy from **Anubis**.

It's important to meditate on yourself after the Ritual calmly for a few minutes.

Go to sigil.

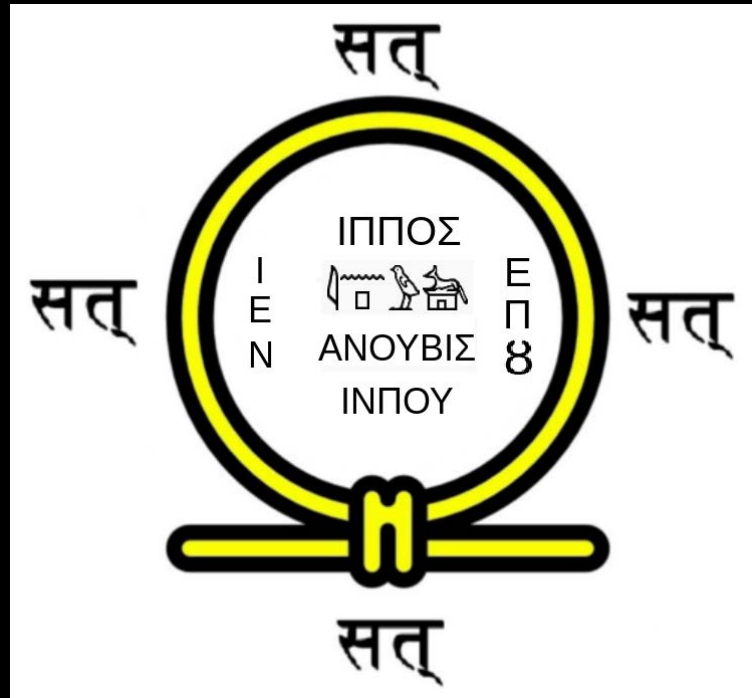

Ritual Notes

■■■: SAT, real, true, truthful in Sanskrit.

**The Symbol that Encapsulates the Sigil:** The Shen Ring, Egyptian Hieroglyphic language. The Shen also survived in Chinese tradition as a glyph for Spiritual Force, Divine Force, and God.

**The Letters of the Sigil Inside:** The Ancient Greek letters for Anubis's Name in arrangement.

**Sigil for Focus:**



## JoS Rituals

[About Contributors Releases Contact](#)

© Joy of Satan Ministries; CI-320929520



JOS RITUALS  
DEMON

HP COBRA  
•  
AVG. 25 MIN TO PERFORM

## Focalor's Power Ritual

- 1 This Ritual is based on vibrating the Runes and making certain affirmations. Raising your energies before the Ritual is advised. [Click here](#) for energy raising rituals.
- 2 The Sigil that is provided is the point of focus where this Ritual is upon.
- 3 The Runes that are done here, can be vibrated around the centre of the Sigil where the Shenu Protection Ring is. You can imagine this lighting up so much, like the Sun has a layer of light surrounding all of it.
- 4 Vibrate these Runes in a short version [ie, do not draw the runic vibration on a very big breath, especially for those who are new and can't do that many vibrations]. [Click here](#) to pronounce the runes.
- 5 This Ritual contains 240 Vibrations, which is a bit more than 2 circles of Mala beads. If you can't do that many, reduce the number of vibrations by half [e.g., instead of vibrating the Runes 10 times each, only do 5 vibrations].

### Vibrate

Complete

Vibrate the Runes below:



Kenaz x10



Sowilo x10



Wunjo x10

### Affirm

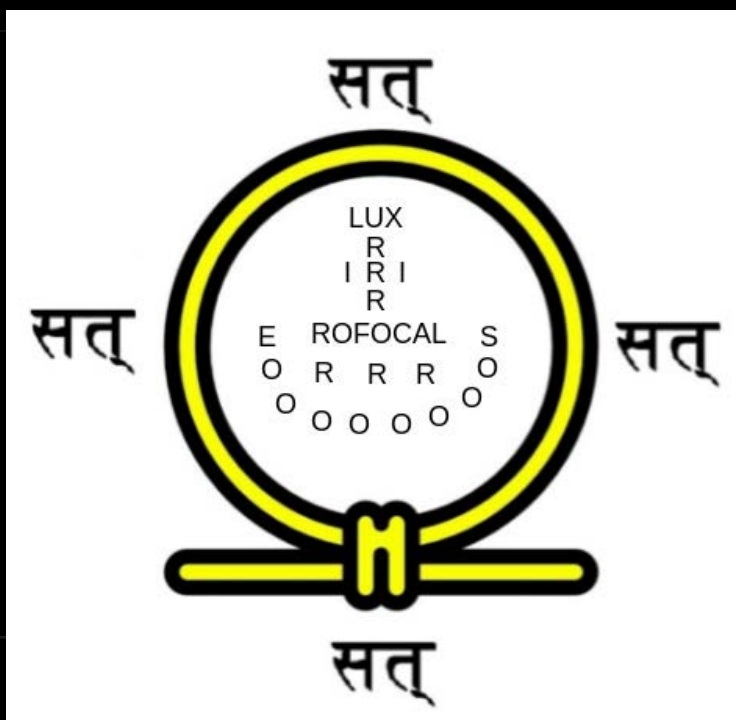
Complete

Affirm the following sentences:

*The Joy of Satan Initiates salute you, Great Focalor!*  
*"Long Have been the lies and slander against you,*  
*Today you are standing absolved from them all.*  
*You are not Lucifuge no more; you are Lucifius forevermore,*  
*You are defined by Truth, Rofocal, Isimud, Sukkal Enkim, Lucifius!*  
*O Lucifius Focalor!"*

[Focus on the Sigil willing this so.]

### Vibrate



Complete

Vibrate the Runes below:



Dagaz x10



Eihwaz x10



Kenaz x10



Affirm

Complete

Affirm the following sentences:

*The ambassador of Satan you are,*

*Moving upward and downward through all Dimensions,*

*Caring and loving you are toward the followers of Satan,*

*Your statement about us is this: "For you have loved me, I will take care of your divine fellowship".*

[Focus on the Sigil willing this so.]



Vibrate

Complete

Vibrate the Runes below:



Kenaz x10



Dagaz x10



Wunjo x10



Affirm

Complete

Affirm the following sentences:

*The one who is always present to answer the Initiates,*

*Rofocal, Lucifius Focalor!*

*Blessed are you in our gathering,*

*You who moves from the light of Lucifer down to the realm of the mortals,*

*Greatest are your Edicts!*

[Focus on the Sigil willing this so.]



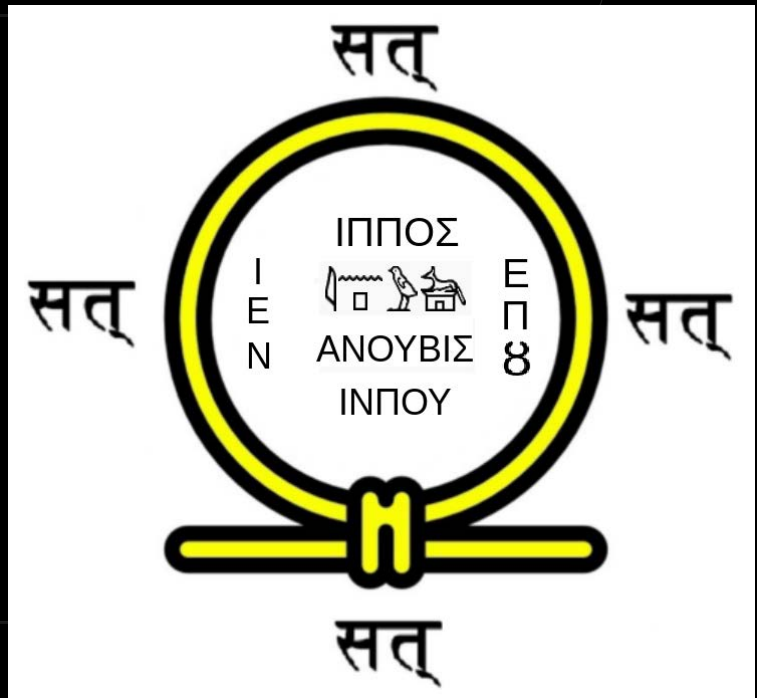
Vibrate

Complete

Vibrate the Runes below:



Sowilo x10





Fehu x10



Raidho x10

 Affirm

Complete

Affirm the following sentences:

*Lord Lucifer declares the edicts of Satya,*

*You transfer and communicate the Divine Edicts.*

*As you appear, the glory of Satan appears.*

*You stand invincible, same as the Holy Edicts you bring forth.*

[Focus on the Sigil willing this so.]

 Vibrate

Complete

Vibrate the Runes below:



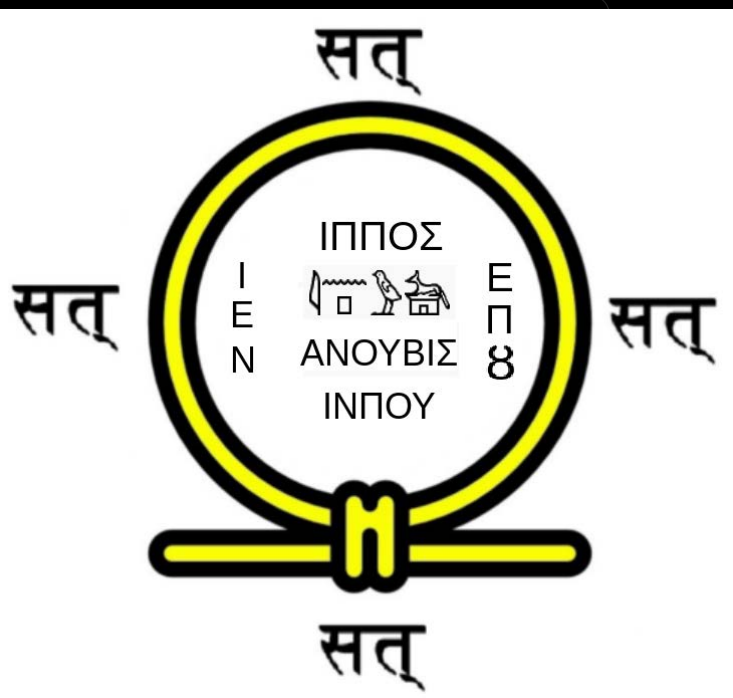
Eihwaz x10



Fehu x10



Uruz x10



 Affirm

Complete

Affirm the following sentences:

*Blessed is Focalor,*

*The Wise and most loyal one of Lucifer.*

*Blessed is Focalor,*

*Bringer of the Divine Edict.*

[Focus on the Sigil willing this so.]

 Vibrate

Complete

Vibrate the Runes below:



Ansuz x10



Fehu x10



Odhal x10





Affirm

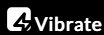
Complete

Affirm the following sentences:

*For You, Lucifius, have issued a standing promise:*

*"Under me is the control of the riches of the Earth,  
I shall bestow these to the loyal initiates of the Gods,  
The Treasures of the Earth and of the Heavens.  
Let the man who gives be blessed tenfold,  
Let the being who sustains the Ministry of the Gods that blesses me be blessed thirteen times more!"*

[Focus on the Sigil willing this so.]



Vibrate

Complete

Vibrate the Runes below:



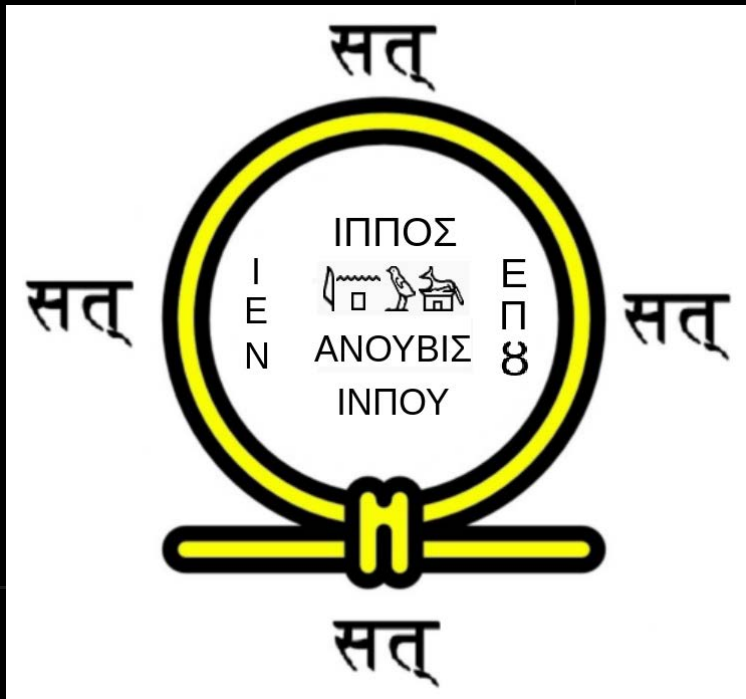
Wunjo x10



Kenaz x10



Raidho x10



Affirm

Complete

Affirm the following sentences:

*Lord Lucifer's Divine Edicts you declare when you promise:  
"I enrich and I impoverish; I bring both happiness and misery.  
Let those who trespass Satan's Laws and slander Him,  
Lose all wealth and power,  
And let all those who bless Satan and the Gods and abide by them,  
Receive all wealth and power."*

[Focus on the Sigil willing this so.]



Vibrate

Complete

Vibrate the Runes below:



Fehu x10



Uruz x10



Perthro x10



Vibrate

Complete

After you Vibrate the Runes, then vibrate the Mantras below:

**SATANAS x10 FOCALOR x10 LUX x3**

## Ending

Complete

Vibrate **AUM** once and then affirm 3 times:

*The Joy of Satan Disciples salute the Great One, Rofocal.*

*Blessed are your Names: "Rofocal, Lucifius, Luciferius, Lux Aeternae, Isimud, Usmu, Divine Sukkal!"*

*Blessed and sanctified are you, most loved one of the Gods!*

After finishing affirming the above 3 times, vibrate once again **AUM** and close the Ritual.

## Final Step

After you are done with this, you can meditate on **Lucifius Focalor's** Sigil in the Joy of Satan, or the one below. Let yourself be immersed and to receive energy from **Lucifius Focalor**.

It's important to meditate on yourself after the Ritual calmly for a few minutes.

Go to sigil.

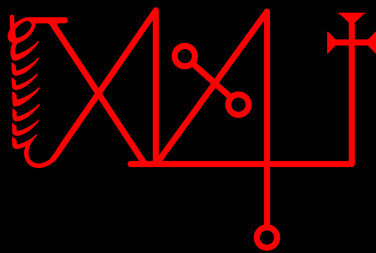
## Ritual Notes

■■■: SAT, real, true, truthful in Sanskrit.

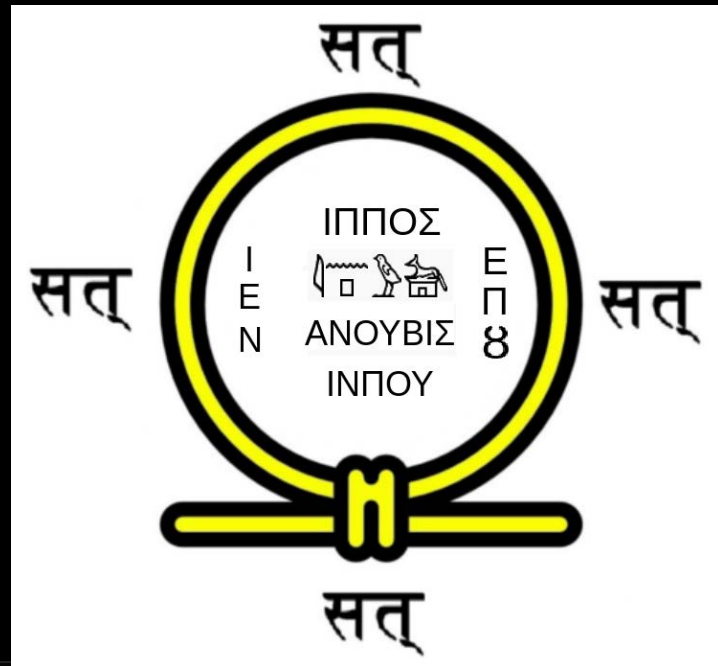
**The Symbol that Encapsulates the Sigil:** The Shen Ring, Egyptian Hieroglyphic language. The Shen also survived in Chinese tradition as a glyph for Spiritual Force, Divine Force, and God.

**The Letters of the Sigil Inside:** The Ancient Greek letters for Focalor's Name in arrangement.

**Sigil for Focus:**



LUCIFIUS  
FOCALOR



## JoS Rituals

About Contributors Releases Contact

© Joy of Satan Ministries; CI-320929520



## Black Race Awakening

- 1 Focus on the image of the Udjat [pronounced UUDYAHT].
- 2 This is the all-seeing eye of Horus. This eye is symbolic of seeing and knowing the truth.

### Pray

Complete

Recite the following prayer either aloud or in your mind: *In The Name of Satan, we call forth the Powers of Hell, our Original Egyptian Gods, the True Gods of the Black Race to come forth and manifest themselves. Satan, True God, Almighty and Ineffable, we ask you to bestow your powers upon us. Awaken all of our Black People to the Jewish menace that works to enslave and to destroy us. Incite our Black People into action against them. Instill our Black African Ancestral Pride. Awaken our Black Brothers and Sisters to the Menace of Christianity, Islam, and related Jewish programs so that they all may be completely and thoroughly destroyed forever. Open the Eyes of all Black People worldwide so they can recognize and identify and know the truth about the Jewish menace that works to enslave the entire world. Praise, Honor and Glory be given to You, Our True Father and to Our Original Egyptian Gods!*

### Vibrate

Complete

Vibrate the Runes below: **[Vibrate UDJAT, MA, REKH, 99 times, while focusing on the image of the All-Seeing and Knowing Eye. You vibrate these together, not separately. UDJAT, MA, REKH is one round, then UDJAT, MA, REKH is the second round.]**

**YEEMUHN RAH x1**

**UDJAT x99**

**MA x99**

**REKH x99**

**YEEMUHN RAH x1**

### Affirm

Complete

Affirm the following sentences 18 times:

**YEEMUHN RAH [only once, before affirmations]**

*All Black People are fully aware of the Jewish menace worldwide.*

*All Black People are actively and aggressively rejecting all Jewish programs.*

*All Black People are fully aware that both Christianity and Islam are false programs created to enslave everyone both spiritually and materially.*

*All Black People are leaving Christianity and Islam and are returning to the Original Gods of Ancient Egypt.*

**YEEMUHN RAH [only once, after affirmations]**

### Ending

Complete

Then end the ritual with:

SATANAS

HAIL SATAN!



## JoS Rituals

[About](#) [Contributors](#) [Releases](#) [Contact](#)

© Joy of Satan Ministries; CI-320929520



JOS RITUALS  
DEMON

HP COBRA  
•  
AVG. 25 MIN TO PERFORM

## Orobas's Power Ritual

- 1 This Ritual is based on vibrating the Runes and making certain affirmations. Raising your energies before the Ritual is advised. [Click here](#) for energy raising rituals.
- 2 The Sigil that is provided is the point of focus where this Ritual is upon.
- 3 The Runes that are done here, can be vibrated around the centre of the Sigil where the Shenu Protection Ring is. You can imagine this lighting up so much, like the Sun has a layer of light surrounding all of it.
- 4 Vibrate these Runes in a short version [ie, do not draw the runic vibration on a very big breath, especially for those who are new and can't do that many vibrations]. [Click here](#) to pronounce the runes.
- 5 This Ritual contains 180 Vibrations, which is a bit less than 2 circles of Mala beads. If you can't do that many, reduce the number of vibrations by half [e.g., instead of vibrating the Runes 10 times each, only do 5 vibrations].

### Vibrate

Complete

Vibrate the Runes below:



Berkano x10



Sowilo x10



Reidho x10

### Affirm

Complete

Affirm the following sentences:

*Heavenly Guardian of the Left Side,*

*You Guard the chosen path,*

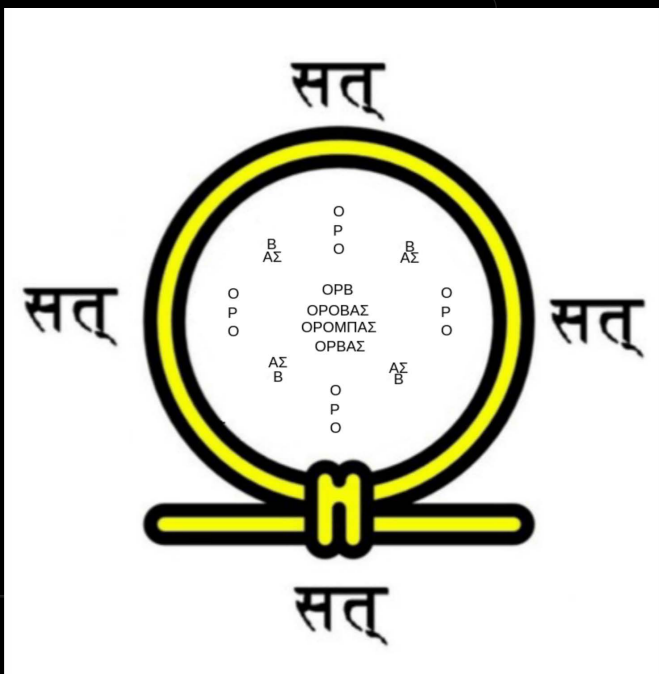
*And all the chosen ones.*

*You rush in like thunder, nothing can stop you.*

### Vibrate

Complete

Vibrate the Runes below:





Tyr x10



Sowilo x10



Reidho x10



Affirm

Complete

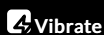
Affirm the following sentences:

*To you belongs a great portion of the Demonic Army.*

*You carry the weapons and protect the initiated students of the Ineffable Path of Spiritual Satanism.*

*We of the Joy of Satan come to you in Beelzebul's Name in respect and support.*

*Protect us, Great Lord.*



Vibrate

Complete

Vibrate the Runes below:



Lagur x10



Fehu x10



Eihwaz x10



Affirm

Complete

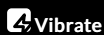
Affirm the following sentences:

*You are a shield of defence for the righteous,*

*A fortress for those who are weak.*

*They all come to you in praise and say:*

*"Blessed is Orobas, who guards against all misfortune!"*



Vibrate

Complete

Vibrate the Runes below:



Perthro x10



Mannaz x10



Sowilo x10



ORO-BAS x10 ORBAS x10 ORON-BAS x10

### Affirm

Complete

Affirm 3 times after you are done vibrating:  
[AUM...Affirm...AUM is once]

### AUM

Blessed are you, Lord Orobas, you who holds the gates,  
You who controls the stability of the righteous, who can drive all evil entities away.

Blessed are we all to bless you by our Rituals, Legionnaire.

We, your followers in the Gods, receive all your abundant blessings.

Orobas, Orbas, Oronbas, Great Shield—these are some of your Names and Titles.  
Blessed are All your Names, now and in all eternity!

### AUM

### Ending

Complete

Then end the ritual with:  
**HAIL SATAN!**

## Final Step

After you are done with this, you can meditate on **Orobas's** Sigil in the Joy of Satan, or the one below. Let yourself be immersed and to receive energy from **Orobas**.

It's important to meditate on yourself after the Ritual calmly for a few minutes.

## Ritual Notes

■■■: SAT, real, true, truthful in Sanskrit.

**The Symbol that Encapsulates the Sigil:** The Shen Ring, Egyptian Hieroglyphic language. The Shen also survived in Chinese tradition as a glyph for Spiritual Force, Divine Force, and God.

**The Letters of the Sigil Inside:** The Ancient Greek letters for Orobas's Name in arrangement.

**Sigil for Focus:**







## JoS Rituals

[About](#) [Contributors](#) [Releases](#) [Contact](#)

© Joy of Satan Ministries; CI-320929520



JoS RITUALS

JoS CLERGY  
•  
3 MIN READ

## Contributors

With the help of many valuable SS, JoS Rituals has been completely recreated from the ground up. Their names are immortalized below. We thank them for their work.



**HP. HoodedCobra666**

Guidance and oversight of the original project, and authorization to begin the rework.



**BlackOnyx8 [JG]**

Excellent programming skills and ability to develop tools to assist in completion of the site.



**ApolloAbove [JG]**

Programming and management of the project.



**Stormblood**

Programming and assistance in completing the project on short notice.



## JoS Rituals

[About Contributors](#) [Releases](#) [Contact](#)

© Joy of Satan Ministries; CI-320929520



JoS RITUALS

"Israel Is Going To Get What She Deserves!~~Satan~~"

Next Ritual Offensive In:

:

:

📅 Schedule

No Schedule

Rituals

Demons Heroes Psalm Blessing RTR Theurgy  
+ Create flow

📖 Guides



JoS CLERGY 9 MIN READ

How does the JoS Rituals work?



HP COBRA 4 MIN READ

How do RTRs work?



HP COBRA • 6 MIN READ

FAQ about RTRs



HP COBRA • 8 MIN READ

Usage of the Final RTR, Tetra and Shattering



HP COBRA • 5 MIN READ

On the Steps of Magick



JoS Rituals

[About](#) [Contributors](#) [Releases](#) [Contact](#)

© Joy of Satan Ministries; CI-320929520



JOS RITUALS

RTR

• HPS MAXINE

• AVG. 22 MIN TO PERFORM

# Restoring Gentile Power and the Right to Rule Our Own Nations [Deuteronomy 7:2]

- 1 This ritual can be repeated as many times as you wish. You can begin this ritual at any time.
- 2 Raising your energies before the Ritual is advised. [Click here for energy raising rituals.](#)

 Reverse

Complete

Vibrate the following paragraph below 9 times:

MAH-TOH • AHKH-DEEM-SHEEHH • D 'AH'--

AHKH-EHN-AHFF-UHB • SHEE • VAYTS-AHYH-TEEYH-OHL

MEEYH-AHM-AHSH-AHH • TAHKH-AHT-EEM • MAHM-UHSH-TEH

AHT-DAHV 'AH'-- HAH-AYV/W • AHKH-EHD-AHY -UHB

MEH-YAYKH-LAHM • NAHT-AHN-AYV/W

 Reverse

Complete

Vibrate the following paragraph once:

[Pronounced as V/W--AHH--V/W]

V/W--AH--V/W • V/W--AH--V/W • V/W--AH--V/W

 Affirm

Complete

Affirm the following sentences 9 times with conviction:

*All Gentiles are completely free of any and all Jewish control, Jewish laws, and Jewish enforced rulership.*

*All Gentiles are completely free of any and all Jewish commands, coercion, threats, directions, and demands.*

*All Gentiles are completely free to govern their own nations without any Jewish interference whatsoever.*

*The Jews have totally and completely lost all power, domination, interference and authority over Gentiles and their affairs.*

 Reverse

Complete

Vibrate the following paragraph below once:

[Pronounced as V/W--AHH--V/W]

V/W--AH--V/W • V/W--AH--V/W • V/W--AH--V/W



Ending

Complete

Then end the ritual with:

**HAIL SATAN!**

## Pronouncing the Ritual

Making your vibrations according to these instructions may be challenging or unusual at first. Do not worry too much about this. Do your best and it will get easier over time. Still, the better, the more effective.

**'A'**-- glottal stop as in the American English word **HOUR**.

**AH** as in the American English word **FATHER**.

**EE** as in the American English words **WEEK** and **SEEK**.

**EH** as in the American English words **PET**, **SET** and **LET**.

**HH** is a light **H** at the end of two of the above reversed words.

**KH** is guttural and the sound is made in the back of the throat.

**OH** as in the American English words **OH** and **GO**.

**UH** as in the American English words **CUT** and **TUB**.

**UU** as in the American English words **SOOTH** and **TOOTH**.

**V/W** is between a **V** and a **W**.

**MP3 for this ritual.**



## JoS Rituals

[About](#) [Contributors](#) [Releases](#) [Contact](#)

© Joy of Satan Ministries; CI-320929520



## Destroying Jewish Rule & Domination #1

1 This ritual can be repeated as many times as you wish. You can begin this ritual at any time.

2 This ritual consists of 3 parts, this is the first part and each part complements the other. They can be performed either together or separately, as your time permits.

3 The words below are to be vibrated. By vibrating these words, this will put a stop to the Jewish authority, rule, and control of wealth and finances, and shift this power to Gentiles. This will put a stop to a lot of corruption in the world. These yearly Torah readings keep Gentiles cursed and bound so that Gentiles cannot see the truth and the populace remains brainwashed and under the control of the invisible Jewish Empire. These rituals are destroying the enemy. The more people we have who will be doing this ritual, the better, as there is both strength and power in numbers. This ritual may also be done as often as you like, and is a very good cathartic when you feel anger and hatred towards the enemy.

4 Many of the words below are guttural. This means many syllables are vibrated in the back of the throat. Just do the best that you can. Practice the words [an MP3 file with the pronunciations can be found at the end of the page for guidance], as much as you can before performing the ritual.

5 Raising your energies before the Ritual is advised. [Click here for energy raising rituals.](#)

### Reverse

Complete

Vibrate the following paragraph below 9 times:

FFF • NUUSS-AH-AHT • RAYRSAH-LOHK • TAY

UUUL-EEK-SAHT • NAH-AHM-UHL • MAHT-OH

MEHT-EESS-AH-AHV • TOHZ-AH • TEER-UHB-AH

YAYR-VEED-EHT • MEHT-AHRM-SHUU

### Affirm

Complete

Affirm the following sentences 9 times:

**AUM**

*The Jewish Covenant is null and void in every way.*

*Jewish prosperity and financial control has totally ended in every way.*

*Jewish power and control over the world is dead.*

*The Invisible Jewish Empire has been exposed and has been totally and permanently destroyed.*

*All power is now in the hands of the Gentiles.*

**AUM**



Ending

Complete

Then end the ritual with:

**HAIL SATAN!**

## Pronouncing the Ritual

Making your vibrations according to these instructions may be challenging or unusual at first. Do not worry too much about this. Do your best and it will get easier over time. Still, the better, the more effective.

**AH** as in the American English word **FATHER**.

**AY** as in the American English words **DAY, SAY, MADE**.

**EE** as in the American English words **WEEK** and **SEEK**.

**EH** as in the American English words **PET, SET** and **LET**.

**KH** is guttural and the sound is made in the back of the throat.

**OH** as in the American English words **OH** and **GO**.

**UH** as in the American English words **CUT** and **TUB**.

**MP3 for this ritual.**



## JoS Rituals

[About](#) [Contributors](#) [Releases](#) [Contact](#)

© Joy of Satan Ministries; CI-320929520





## Final RTR

- 1 This ritual can be repeated as many times as you wish. You can begin this ritual at any time.

This is the Final Reverse Torah Ritual. This RTR can be performed immediately. Right now. This RTR will put an end to Christianity and its related ilk as well, as Christianity has its roots in Hebrew. This is the most important RTR. All of Jewish control and incredible wealth comes from the Hebrew aleph-bet, which has been infused with power centuries ago. The enemy has made prolific use of the Hebrew aleph-bet for centuries. We are now reversing this.

### Amdusias stated to the JoS Ministry back in 2003:

*"Just as (Jehovah's people) cannot see you, you cannot see them, but they will manifest blatantly as the earth draws closer to the climax of our cause."* This earth is rapidly being destroyed by the enemy. We can stop this and reverse it with these rituals. One can see how they control public opinion in the news, with their control of the media and with their false, lying, nefarious programs they promote as "religions."

- 4 SPECIAL THANKS TO AZAZEL WHO ORGANIZED THIS PROJECT AND GAVE US THIS KNOWLEDGE. Azazel stated that the former RTRs stripped the enemy of enough power to where this one will be final. There is no longer any need to do the other RTRs, as we will be destroying the power of the Hebrew letters. Begin this RTR at any time. You will use your device to blot each of the letters out, thus destroying them.

- 5 DO THIS RTR AS MUCH AS YOU ARE ABLE TO, PREFERABLY EVERY DAY IF POSSIBLE. The full RTR requires you recite each of the words 9 times. If you are very short for time, it is ok to recite these once each, for a shorter version of the ritual. It is most important to do this RTR frequently, as many times as you can. There are several different pronunciations for most of the letters, [a pronunciation guide can be found at the bottom of the page]. There is Ashkenazi Hebrew, Sephardic Hebrew, Ancient Hebrew, Aramaic and more.

- 6 Performing vibrations can be difficult at first, time is required for this [an MP3 file with the pronunciations can be found at the end of the page for guidance].

- 7 Raising your energies before the Ritual is advised. [Click here for energy raising rituals.](#)

### Blot

Complete

Vibrate each of the following 9 times:

VAHT • FUHT • VUHT • VUHSS • OUT • OUTH • VAHSS



[Now blot the Hebrew letters out completely.]

### Blot

Complete

Vibrate each of the following 9 times:

NISH • NIS • NEESH • NEESS

[SS Place tongue on upper hard palate for a hissing sound]



[Now blot the Hebrew letters out completely.]



Blot

Complete

Vibrate each of the following 9 times:

SHER • SHAYR • SHOR

[Roll the R]



[Now blot the Hebrew letters out completely.]



Blot

Complete

Vibrate each of the following 9 times:

FUUK

[Rhymes with the American English word ZOOM]

PUG

[Rhymes with the American English word PUT]

FOHG



[Now blot the Hebrew letters out completely.]



Blot

Complete

Vibrate each of the following 9 times:

AID-AHTS • EED-AHTS • AID-AHZ • EED-OHTS • KEED-AHTS



[Now blot the Hebrew letters out completely.]



Blot

Complete

Vibrate each of the following 9 times:

AYP • EHP • AYF • EHF



[Now blot the Hebrew letters out completely.]



Blot

Complete

Vibrate each of the following 9 times:

NIY-EYE • NEYE • EYE



[Now blot the Hebrew letters out completely.]



Blot

Complete

Vibrate each of the following 9 times:

KHEHM-AHS • KHIM-AHS • KHEHM-OHS • TEHK-MIS



[Now blot the Hebrew letters out completely.]



Blot

Complete

Vibrate each of the following 9 times:

NOON

Same as the American English NOON]

NUUN

[Rhymes with American English PUT]



[Now blot the Hebrew letters out completely.]



Blot

Complete

Vibrate each of the following 9 times:

MEHM • MEEM • MAIM



[Now blot the Hebrew letters out completely.]



Blot

Complete

Vibrate each of the following 9 times:

DUHM-AHL • TEHM-EHL • DEHM-OHL



[Now blot the Hebrew letters out completely.]



Blot

Complete

Vibrate each of the following 9 times:

FAHKH • FAHK • FUKH

FUK

Same as the American English HOOK]

FUHK

[Rhymes with American English word FUCK]

PACK

[Same as the American English PACK] with the hard A]



[Now blot the Hebrew letters out completely.]

 Blot

Complete

Vibrate each of the following 9 times:

DUUY • DUY [Rhymes with PUT] • DOHY • THOYH • TUUY



[Now blot the Hebrew letters out completely.]

 Blot

Complete

Vibrate each of the following 9 times:

TEHT • SEHT • THOYT • THAYT • DHOYTH

DHOYH • DHOYD

[DH hard TH, as in the American English word THE]



[Now blot the Hebrew letters out completely.]

 Blot

Complete

Vibrate each of the following 9 times:

TEHKH • SEKH • THAYKH • THEKH • THOYKH • THAYH



[Now blot the Hebrew letters out completely.]

 Blot

Complete

Vibrate each of the following 9 times:

NUH-EYEZ • NEYEZ • NIY-EYEZ • EYEZ

[Same as the American English EYES]



[Now blot the Hebrew letters out completely.]

 Blot

Complete

Vibrate each of the following 9 times:

VAHV • VAHW • VUHV • WAHW

[Same as the American English WOW]



[Now blot the Hebrew letters out completely.]

 Blot

Complete

Vibrate each of the following 9 times:

HAYH • HEH



[Now blot the Hebrew letters out completely.]

 Blot

Complete

Vibrate each of the following 9 times:

DEH-LAHD • TUH-LAHD • TEH-LUHD • THEH-LAHD • THI-LOHD • THI-LOHZ • TEH-LEHD



[Now blot the Hebrew letters out completely.]

 Blot

Complete

Vibrate each of the following 9 times:

LEHM-EEG • MAHG • LUHM-MIG • LUHM-MIG • LUHM-EEG • LUHM-IHG [Deep gutural] • LEHM-MIG • LEHM-EEG



[Now blot the Hebrew letters out completely.]

 Blot

Complete

Vibrate each of the following 9 times:

SAYB • SAYV • TEHB • TEHV • TAYB • THAYB • THAYV • TEEB • TEEV



[Now blot the Hebrew letters out completely.]

 Blot

Complete

Vibrate each of the following 9 times:

FEHL-AH • FUHL-AH • FUUL-AH • FIL-AH • FIL-UH • FEHL-UH • PEH-LEH • FEHL-OH



[Now blot the Hebrew letters out completely.]

 Affirm

Complete

Affirm the following sentences 3 times:  
*Each and every one of the Hebrew letters has lost all of its power in every way, totally, permanently, and completely.*

*The Hebrew alphabet is now dead in every way.*

AUM

Ending

Complete

Then end the ritual with:

**HAIL SATAN!**

[Now, close the page to fully destroy the blotted out letters.]

### Pronouncing the Ritual

Making your vibrations according to these instructions may be challenging or unusual at first. Do not worry too much about this. Do your best and it will get easier over time. Still, the better, the more effective.

The **BOLD** syllables are accented/stressed.

**AH** as in **SAW**, **AWE**, **PAW**.

**AI** or **AY** as in **BAY**, **SAY**, **AIM**.

**DH** a hard **TH**, as in **THE**.

**EE** as in **MEET**, **SEED**, **SEEM**.

**EH** as in **LET**, **SET**, **MET**.

**I** or **IH** as in **SIT**, **MISS**, **HIT**.

**OH** as in **OPEN**, **COLD**, **BOLD**.

**OO** as in **ZOOM**, **BLOOM**.

**TS** as in **PIZZA**, **BATS**, **MATS**.

**U** as in **PUT**, **HOOF**, **HOOK**.

**UH** as in **HUT**, **HUM**, **MUD**.

MP3 for this ritual.

RTR

## Killing Tetragrammaton

HP5 MAXINE  
•  
AVG. 12 MIN TO PERFORM

1 This ritual can be repeated as many times as you wish. You can begin this ritual at any time.

2 This is to be combined with the Final RTR, at the end of this. So one does their regular RTR as they always do, then after done, they start doing the ritual below. There is no need to increase any of the numbers of this ritual. They should be left as is for maximum effectiveness.

3 The erasing of this will happen as follows. One has to keep in mind or focus on the picture here. It is based on this, that one will be doing the destruction. This is to be done exactly after one is finished in doing the RTR and finished the affirmation of the Final RTR.

4 To get in less details for this to be less complicated, this below is just napalm. Explaining in elaborate fashion why this is as it is, should take half a book. It must be done consciously, and remember, the

intent is to finish this off and eternally make this devoid of any form of existence.

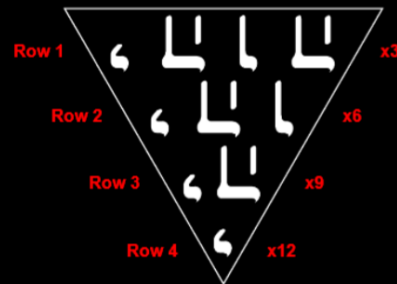
Erase each row one letter at a time, starting at the left. As with the Final RTR, repeat the vibrations for each letter, blot it out, then move on to the next one. Repeat the vibrations 3 times each for the first row, 6 times for Row 2, and so on. After blotting out each row, with intense focus, feel and know that the letters are dead.

5

Raising your energies before the Ritual is advised. Click [here](#) for energy raising rituals.

6

On Rows	Vibrations
1 2 3 4	DUUY • DUY • DOHY • THOY • TUUY
1 2 3	HAYH • HEH
1 2	VAHV • VAHW • VUHV • WAHW
1	HAYH • HEH



#### Affirm

Complete

Affirm the following sentences 10 times:

[After blotting out the whole triangle, for a few seconds, focus intensely in the silence of your mind on the knowledge that all of this "tetragrammaton" is gone permanently.]

*The Hebrew Tetragrammaton in all it's symbols and permutations is now dead, devoid of power, and permanently destroyed in all dimensions of existence.*

*All Jewish spiritual force is permanently dead and banished from this world and all worlds.*

*The spiritual veil of hebrew magick and consciousness covering this world is permanently lifted, dead, and devoid of any and all power and influence.*

#### Ending

Complete

Then end the ritual with:

**AUM**

**HAIL SATAN!**

### Pronouncing the Ritual

Making your vibrations according to these instructions may be challenging or unusual at first. Do not worry too much about this. Do your best and it will get easier over time. Still, the better, the more effective.

The **BOLD** syllables are accented/stressed.

**AH** as in **SAW**, **AWE**, **PAW**.

**AI** or **AY** as in **BAY**, **SAY**, **AIM**.

**DH** a hard **TH**, as in **THE**.

**EE** as in **MEET**, **SEED**, **SEEM**.

**EH** as in **LET**, **SET**, **MET**.

**I** or **IH** as in **SIT**, **MISS**, **HIT**.

**OH** as in **OPEN**, **COLD**, **BOLD**.

OO as in ZOOM, BLOOM.

TS as in PIZZA, BATS, MATS.

U as in PUT, HOOF, HOOK.

UH as in HUT, HUM, MUD.

RTR

HPS MAXINE  
•  
AVG. 9 MIN TO PERFORM

# Shattering Jewish Soul Protection

1 This ritual can be repeated as many times as you wish. You can begin this ritual at any time.

2 This Ritual is one addition to the other parts of the Final RTR Ritual [Killing Tetragrammaton and Killing the Hebrew Alphabet]. Specifically this ritual will destroy all their defenses and rip them apart, to make other rituals work even more powerfully.

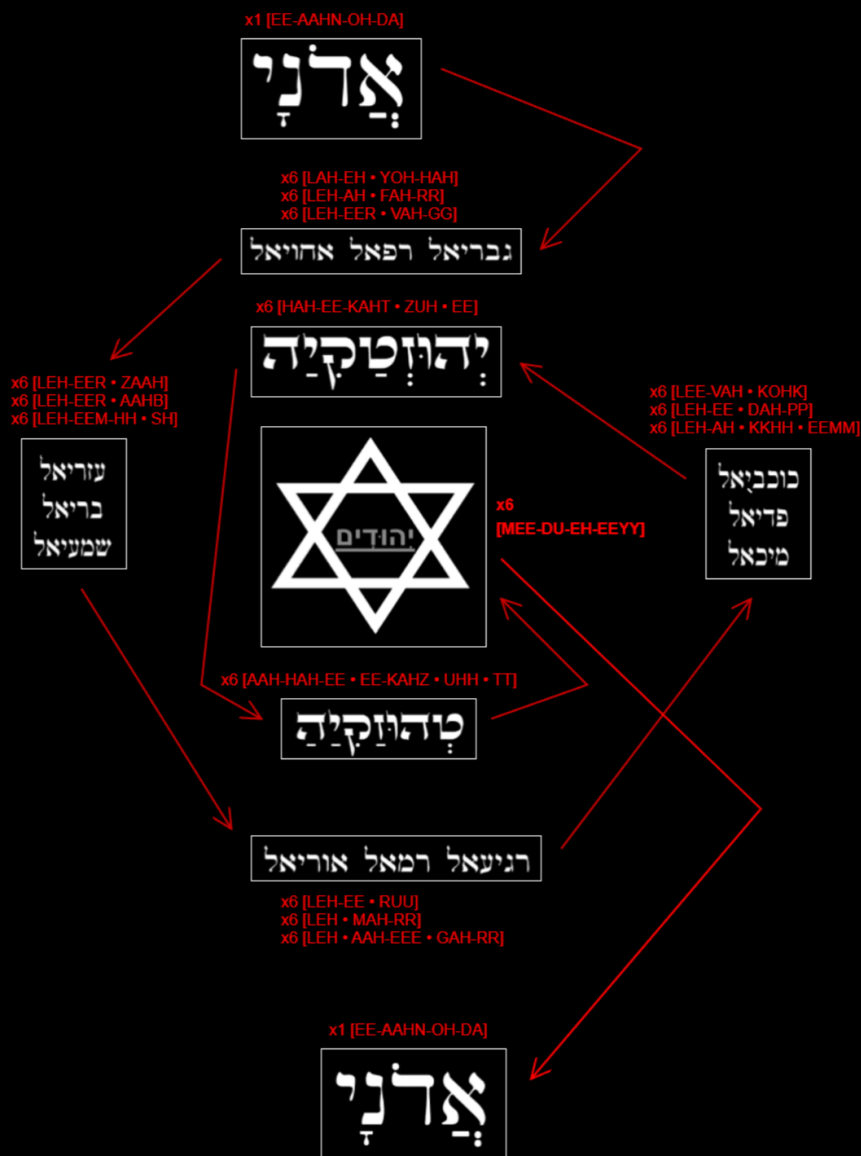
3 The ritual has been created out of secret texts of the enemy, which they have shared only to their closed circles, and is extremely devastating as it should be.

4 Raising your energies before the Ritual is advised. [Click here](#) for energy raising rituals.

**Below will be instructions for the doing of this ritual:**

1. In the picture provided, there are arrows. These show direction.
2. One starts from the first word [EE-AAHN-OH-DA], vibrates it in reverse with hate and intent to destroy it, then blots out the first square. After the blotting, one must focus on the fact this has been destroyed permanently.
3. After this, one moves into the first triad, which is to be done x6 times for each name [LAH-EH YOH-HAH], [LAH-EH YOH-HAH], etc, then [LEH-AH FAH-RR], [LEH-AH FAH-RR], etc. After these triads are completed, the letters are blotted out, and one proceeds to the next triad in the same way.
4. When all of the triads are done, one goes on the center, and does x6 times the two longer words, blotting them out similarly, finishing these squares.
5. Vibrate [MEE-DU-EH-EEYY] and blot out the Jewish Star, reversing it's word.
6. Chating [EE-AAHN-OH-DA] once, and proceeding with the destructive affirmation for all of these to finish them off.





#### Affirm

Complete

Affirm the following sentences 3 times:

***The spiritual protection of all Jews and rabbis is permanently dead and erased.***

***The protective angels and thoughtforms of Jews are now permanently dead and erased.***

***Jews are defenseless from any and all sides, and in any and all worlds of existence.***

***All hate, psychic attacks, and negative karma has manifested fully on the Jews and the Jewish people.***

***Jews are completely defenseless against Satan and His Demons.***

***The Soul of Egypt has overpowered that of Judea. The soul of Judea is crashed, destroyed and shattered in all levels of existence, now and forever.***

***All jewish plans of world conquest have failed, and the Jews have been defeated completely and permanently.***

#### Ending

Complete

Then end the ritual with:

**HAIL SATAN!**

#### Pronouncing the Ritual

Making your vibrations according to these instructions may be challenging or unusual at first. Do not worry too much about this. Do your best and it will get easier over time. Still, the better, the more effective.

The **BOLD** syllables are accented/stressed.

**AH** as in **SAW**, **AWE**, **PAW**.

**AI** or **AY** as in **BAY**, **SAY**, **AIM**.

**DH** as in **THE**.

**DU** as in **DOOM**.

**EE** as in **MEET**, **SEED**, **SEEM**.

**EEYY** as in **PEE** but elongated like the **Y** in **DAY**.

**EH** as in **LET**, **SET**, **MET**.

**GG** lightly vibrated as in **GATE** but holding the **GG**.

**FAH** as in **FAD**, **FAMILY**.

**H** here is not to be vocalized, it's almost not heard.

**HH** as in **HOT**, **HH** vibrated in the back of the throat.

**I** or **IH** as in **SIT**, **MISS**, **HIT**.

**KOHK** as in **COKE**, **COAL**, **COURSE**.

**KH** vibrated lightly in the back of the throat.

**RR** vibrated and rolled.

**OH** as in **OPEN**, **COLD**, **BOLD**.

**OO** as in **ZOOM**, **BLOOM**.

**TT** vibrated lightly between two front middle teeth closer to the top palate.

**TS** as in **PIZZA**, **BATS**, **AATS**.

**U** as in **PUT**, **HOOF**, **HOOK**.

**UH** as in **HUT**, **HUM**, **MUD**.

**YOH** as in **YOGA**.

**ZAH** as in **ZAP**.



## JoS Rituals

[About](#) [Contributors](#) [Releases](#) [Contact](#)

© Joy of Satan Ministries; CI-320929520



JOS RITUALS

HP COBRA  
•  
8 MIN READ

## Usage of the Final RTR, Tetra and Shattering

The Final RTR, Tetra and Shattering, are multi-purpose rituals. How dangerous they can be to the enemy, is basically limitless, or rather, limited to the skill of the person doing them. **As you become better at it, it can do more and more damage, but the point is, it will do damage no matter from which level it's used.**

Despite of being a universal weapon that EVERYONE can use from any level, there is more that can be done with these. A very regular application of these rituals as warfare, will do it's job no matter what.

However, at the hands of an adept at spiritual warfare, these can do even more **intense damage**. The amount of damage can be increased and increased with more knowledge and capability of magick put **into the ritual**.

How these are utilized for other purposes, is mainly due to **focus, intent, and visualization**. Those who are a bit ahead of meditation, will understand how these affect the reverberation of the ritual and it's direction, without canceling or interfering with the outcome of the affirmation.

It's like wanting to cut something with a knife, but you can take different routes as you are cutting - **the end result is that something is cut, but you took a different way.**

To illustrate this example, one does the Final RTR as per normal. Yet, recently, the enemy had their Eid celebration, where they do copious blood ritual. **As one is doing the ritual, this could be directed with imagination and intent [with the same affirmation and changing nothing], into a willed direction of making this crap of their's backfire, or ineffective.** And it would go through this way, straight into the intended purpose.

The more open one is, the more they will understand how this could be used. For example, as you do the Final RTR and you imagine the letters dying as per usual, you can focus them dying "above" the place where the death energy from Eid is supposed to raise. And this would make the intended double hit one wants to make.

**Another more normal example, is that you have a Hebrish pest harassing you at work or otherwise.** You do the shattering, but you can focus meanwhile that you want in your mind revenge from this specific chosenite who is a harassing individual. While the ritual will hit hard and home because of the affirmation, **the particular cursed creature will also be specially affected.**

Lastly, even when these are done in the most simple way, these will take out curses and so on, simply because of astral reverberation, and how this undoes the letters and enemy vibrations **[which are chanted and directed on people by the Hebrs]**. These will be blotted and taken out.

A more advanced method of the above, is that you do the Final RTR as done usually, yet, **this time**, you would specifically INTEND for it to remove the curses, as you remove the letters.

A visual representation of this, imagining the letters breaking from around your aura or from around your body, dying out. This can help in removing curses, which is already done, but you can also put specific focus like this.

**The Final RTR finalized and done, would be equally valid. And it still would do the intended larger purpose.**

Now, I am sure most advanced members here already have understood this or have been utilizing this, and might have utilized this already. It has also been alluded in other writings I have done before on this, but this is to clear this up.

These rituals are not only to solve the issue of the enemy, but also, to remove curses from people, keep them

safe [and keep these from manifesting by creating a disabling effect for these] but can also be directed in ways such as above.

In simplified terms, these main proponents of our spiritual warfare, are keys that open a million doors, in contrast to having a million keys for a million [of enemy curses or...] doors.

For those who have understood even more by applying and doing this warfare [you are advanced and you will know], it's better to not share more, and keep utilizing these. It's for sure that this has been happening, **which is why the enemy has been taking such serious unending beating as of late.**

And there is not much they can do, as many will be able to do this and more. To anyone having understood this, all will be clear at these points why the Gods have instructed to do these things in contrast to anything else.

Those who may be newer and the above might be "confusing" or "difficult" to utilize, do not worry at all. All will come in it's correct place eventually.

What people read in most "Kabbalah" books and other stuff, is just elementary gibberish. Most of this is to keep stronger methods hidden from other Hebrs.

Hebrish history is rife with mistreated and self destructive Hebrs wanting to destroy their own. Parasites will feast on the death carcass of anything, including another parasite, without care. **It's in their nature**, as they are parasitic and predatory and mercy is not known to them at all.

Us overcoming the enemy, and taking them down, is in this case, all following the same pattern and direction. We get more free, they get taken down, our influence grows, and so on. We rise collectively and individually at a related rate of forward evolution.



## JoS Rituals

[About Contributors](#) [Releases](#) [Contact](#)

© Joy of Satan Ministries; CI-320929520



## Balaam's Power Ritual

- 1 This Ritual is based on vibrating the Runes and making certain affirmations. Raising your energies before the Ritual is advised. [Click here for energy raising rituals.](#)
- 2 The Sigil that is provided is the point of focus where this Ritual is upon.
- 3 The Runes that are done here, can be vibrated around the centre of the Sigil where the Shenu Protection Ring is. You can imagine this lighting up so much, like the Sun has a layer of light surrounding all of it.
- 4 Vibrate these Runes in a short version [ie, do not draw the runic vibration on a very big breath, especially for those who are new and can't do that many vibrations]. [Click here to pronounce the runes.](#)
- 5 When you affirm that the curses etc. are going back to their senders, it can help to imagine this.

### Vibrate

Complete

Vibrate the Runes below:



Sowilo x12



Tyr x12



Wunjo x12

### Affirm

Complete

Affirm the following sentences:

***Balaam, Legendary Prophet of the Line of Peor, Descended from Beelzebul Himself, Eternal is your Memory, and Eternally you are blessed.***

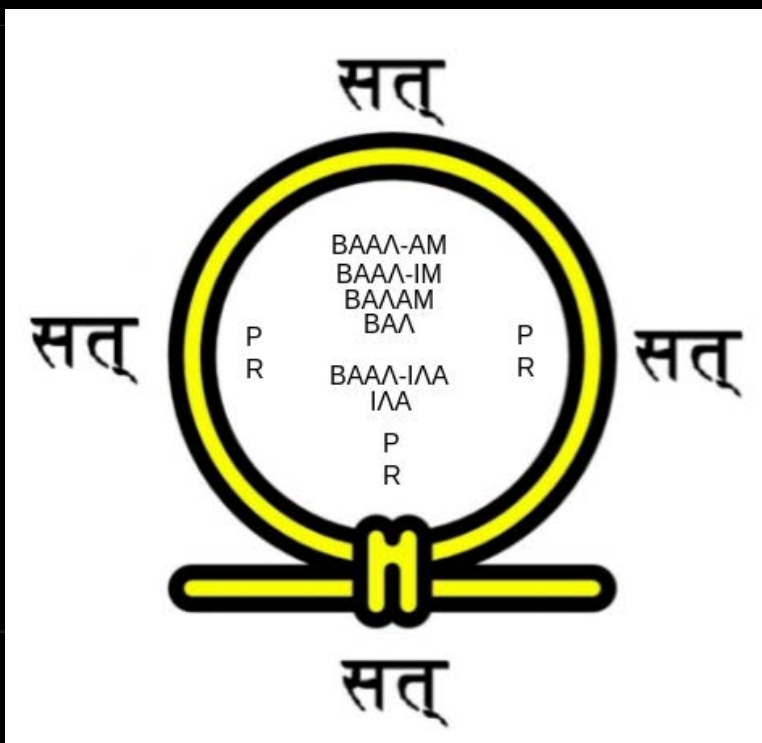
***All false accounts against your name and all testaments of your enemies are erased.***

***The weight of the sins against you now falls upon your enemies and slanderers!***

***Great is your Story, Great Were your Acts,  
Enough to shake Heaven and Earth!***

**[Focus on the Sigil willing this so.]**

### Vibrate



Complete

Vibrate the Runes below:



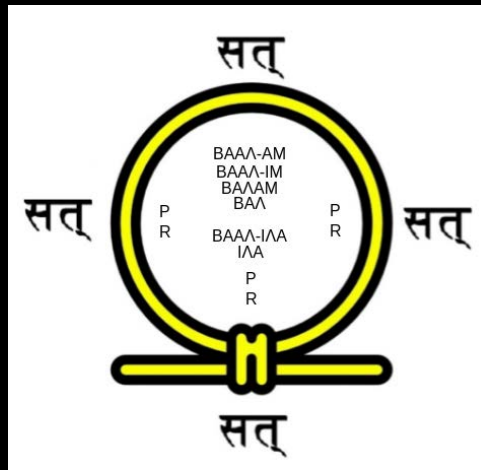
Ansuz x12



Raidho x12



Fehu x12



 Affirm

Complete

Affirm the following sentences:


*For your acts of defiance against the enemy, the Gods have deified you. It was you who looked upon Israel and said:*

*"This impious Nation of warmongers and Nation of the unholy shall now experience the wrath of the Gods."*

*"They shall no more murder the innocent, they shall no more make unholy temples."*

*"They shall not ever again victimize the Gentiles and their sons of the Gods with their impunity that brings injury against the Lords of Heaven and the Innocent people they repress."*

[Focus on the Sigil willing this so.]

 Vibrate

Complete

Vibrate the Runes below:



Ansuz x12



Kenaz x12



Eihwaz x12



 Affirm

Complete

Affirm the following sentences:

*So it is written by the Gods:*

*Balaam went on top of the mountain, petitioned the Great Lord of Heavens, Beelzebul, and said:*

*"Father, I see Great injustices done against your people and Your Holy Name. May the spirit of prophecy descend upon me, may the power of the Heavens come down to punish the impious and genocidal Nation of Israel."*

*As the Gods heard Balaam, the most holy, most pious, and noble of heart, they declared and accepted his plea:*

*"We will grant you great power, we will grant your request and all your requests, now and for all time to come. Israel shall get what she deserves! Go now and curse Israel with an eternal curse, for as they continue their crimes, it will expand upon the aeons with the force of the Heavens and all of the host of spirits and Gods will be on your side. Your power will be undisputed and known in the Aeons."*

[Focus on the Sigil] willing this so.]

#### Vibrate

Complete

Vibrate the Runes below:



Ansuz x12



Eihwaz x12



Tyr x12

#### Affirm

Complete

Affirm the following sentences:

*So the High Priest Balaam, uttered many, but also the following words:*

*"Le-Ar-Siy, Aket Onek Mis - Boq-Ahay Akelaho Ub-Ot Ham!" ten times [Vibrate this sentence 10 times]*

*And then Lord Balaam affirmed: "Long has been your impunity, Israel, which I now eternally remove.*

*Then Balaam continued in front of the Heavenly Assembly of the Gods: "All your crimes and all your karmic damning debts will fall upon you. I invite upon Israel the Divine Judgement of the True Gods.*

*Let them be judged directly and with the wrath of God.*

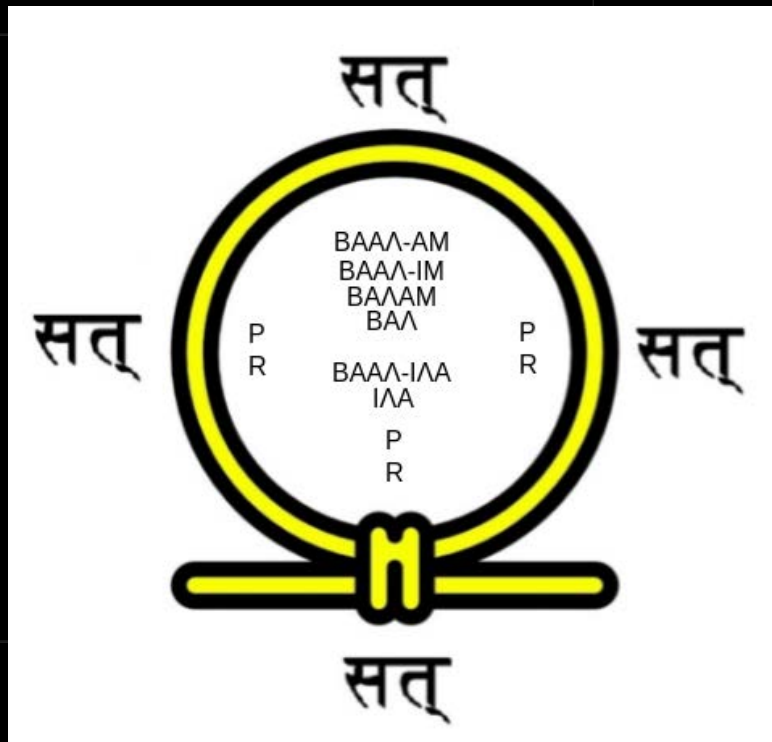
*Let all their allies desert them in battle.*

*Let them be cursed now and forever.*

*Let all their debts to mankind be repaid tenfold, now and forever, solely by them alone."*

*And His Prayer was fully heard by the Host of all the Divine Beings, for they said, "This man is Just and a God in Human form," as they deployed quickly for the Great Events that followed.*

[Focus on the Sigil] willing this so.]



#### Vibrate

Complete

Vibrate the Runes below:



Hagl x12



Tyr x12



Hagl x12

#### Affirm

Complete

Affirm the following sentences:

*As Balaam Uttered these words, they were eternal and powerful:*

*For it was written: "Now Israel is blotted out from heaven and from earth; all the sins they have*



committed have all been returned to them. They are no more."

Great calamities followed on Israel, never seen before by mankind, as Israel engaged itself in more evil acts until their eventual destruction.

And all the Tribe of Judah was lamenting on their days: "Cursed are we by the True Gods, who are sustaining the Gentile people. Our curses have failed, and we now shall perish for our acts. Long is our guilt, endless is our misery for our acts. The Soul of Judea has been crashed in front of the whole of humanity, who now rallies the remaining of us as slaves. Great is Balaam the Son of Peor, Mightiest is Beelzebul, forever destitute is Israel."

[Focus on the Sigil willing this so.]

 Vibrate

Complete

Vibrate the Runes below:



Isa x12



Tyr x12



Thurisaz x12



 Affirm

Complete

Affirm the following sentences:


*The Curse of Balaam is Eternal on Israel.*

*Israel has collapsed in front of Balaam and all the Gentiles and the Gods,*

*The Sons and Daughters of the Lineage of Beelzebul are exalted and venerated,*

*Israel now and forever is defeated.*

[Focus on the Sigil willing this so.]

 Vibrate

Complete

Vibrate the Runes below:



Tyr x12



Sowilo x12



Wunjo x12



 Affirm

Complete

Affirm the following sentences:

*Balaam then retreated from the mountain and immersed himself in deep meditation. Beelzebul appeared to His Son and said:*

*"Balaam, Great One, you will become a Demon for the Gentiles in all generations to come.*



*Venerated will be your Name in all the aeons.  
All who utter blessings for you will be blessed,  
All who uttered any curses against your Name, will have them all return upon them and plague them forever."*

[Focus on the Sigil willing this so.]

#### Vibrate

Complete

Affirm the following:

*Blessed are you, Balaam, Greatest Magician and Greatest Demon.*

*Of Many Names are you: "Balaam, Baalim, Descendant of Beelzebul, Savior, Soter, Eternal in Power"*

*The Joy of Satan venerates your Name, and we are blessed with magickal powers,  
Supported we are eternally by you,  
Your eternal allegiance defends us against all injustice.*

Vibrate 12 times: "SATANAS AENAOS"

Vibrate 12 times: "BAAL - ZEVULON"

Vibrate 3 times: "Sha Akim Tefer Makhat!"

#### Affirm

Complete

Affirm the following sentences:

*Then Vibrate AUM once and affirm 1 time:*

*Blessed are you and restored in Grace, Beautiful Balaam,  
Protector of the People,  
Great Savior,  
Soter of the People.*

*AUM.*

## Final Step

After you are done with this, you can meditate on Balaam's Sigil in the Joy of Satan, or the one below. Let yourself be immersed and to receive energy from Balaam.

It's important to meditate on yourself after the Ritual calmly for a few minutes.

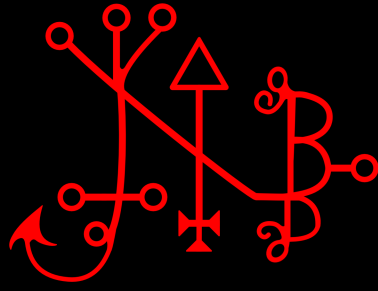
## Ritual Notes

■■■■: SAT, real, true, truthful in Sanskrit.

**The Symbol that Encapsulates the Sigil:** The Shen Ring, Egyptian Hieroglyphic language. The Shen also survived in Chinese tradition as a glyph for Spiritual Force, Divine Force, and God.

**The Letters of the Sigil Inside:** The Ancient Greek letters for Balaam's Name in arrangement.

**Sigil for Focus:**



BALAM



## JoS Rituals

[About Contributors](#) [Releases](#) [Contact](#)

© Joy of Satan Ministries; CI-320929520





# The Grand Ritual

- 

**Affirm the following sentences:**

*"Lord God Beelzebul, you who reigns the heavens and the earth, you who have went by many Names, Zeus and Baal, Father of Humanity. We petition you in this day, to open your eyes and raise from your throne. Let your Justice arrive in the human realm, let us be heard in the highest sphere, for our inquiry is one of great and dire necessity. You shall decide everything, hear our plea for Justice."*



**Affirm the following sentences:**

**Vibrate 1 time: "IAO, IAO, IAO, IAO, IAO, IAO, IAO, IAO, IAO, IAO, IAO, IAO,"**

*"Gods of the heavens and the earth, you who protect humanity from wrongdoing and want to see our species thrive, bring all your judgement and all your attention to the Nation of Israel. Keep your gaze of judgement on top of these evil beings, who are trying to instigate genocide and bloodshed in humanity. Remove all their protection, all their tricks, bring them naked in front of the heavenly assembly of the Gods and the Demonic Host. Let their crimes be stopped in their tracks and fall solely upon them. Let the human realm repay them hundredfold for the pain and misery they want to bring on humanity, on innocent people's and on their future."*



**Affirm the following sentences:**

**Vibrate 1 time: AZACH NEMET GURUAVIM SALAM ECHET**

*"Great Gods of the heavens and the earth, Satan, Beelzebul, Astarte, Azazel, Gods of all. Demons and Gods: We declare to you: The Nation of Israel and it's people are not the people of the holy books, they are not the people of God, they are not the chosen ones, they are nothing but a criminal association. Let all contracts they have made be null and void, let all the heavens and the earth see them for the unholy beings that they are. We have nulled their Torah and their works of lies. Let them be unable to hide, void all of their spiritual and material protection, sustenance and empowerment. Let them collapse entirely, completely and without the ability of recourse, eternally."*



Complete

Affirm the following sentences:

**Vibrate 1 time: IAO DIAS, IAKU AKHEBEKROM, NAZA ULIR**

*"Dearest Gods, remove all the spiritual, ethical and moral protection from the Nation of Israel and all it's inhabitants. Let their sins and karmic debts shower upon them, to bring hundredfold all the pain and misery they want to bring against humanity with their genocidal ends. Let all the blood of innocents and all their plots return upon them hundredfold. Let them be without support, without help, without backup, let them collapse in the misery of their own created afflictions."*



Affirm

Complete

Affirm the following sentences:

**Vibrate 1 time: ARES, AKSEDIM, NUAT TEFER SHALAT**

*"Dearest Gods, void and render non-existent all the spellwork of the jewish people, their Rabbis and anyone praying on their behalf. They are lying to you, Great Gods. They never belonged in the heavenly assembly and their hands are filled with the blood of the innocent and the weak. They are evil maniacs with ill intents who want to destroy humanity only for their ends. Let all they have ever made collapse and come down as arrows of painful destruction and desolation, let it all come down on them and then collapse on them before it all becomes non-existing, same as they. Let every blessing towards Israel to turn into a great curse that shall invite on them the most brutal and ultimate calamities. Let all those who support them become their enemies, for they see their true face and what they are. Let them experience the wrath, pain and genocide they are actively plotting and doing against all other human beings. Be great and unrelenting in your justice, we plea to all of you, Great Gods."*



Affirm

Complete

Affirm the following sentences:

**Vibrate 1 time: ALGIZ AENAOs NAUM AHAT NEMEDTH**

*"Host of the Gods and the Demons, protect your people and the spiritual people of the planet from any calamity, damage, downfall, pain or misery. Stand above us as we are your creation, who will usher a greater aeon after the downfall of these rotten Israel and Jewish criminals. Stand above us as protection, we plea and we petition you to act for our protection, humbly and truthfully."*



Ending

Complete

Then end the ritual by affirming:

**Vibrate 1 time: IAHIM ZALAT KUBERA ZANADEL UHIL TAMAT**

*"Lord Gods, all of you who reign the heavens, transfer all your blessings, love, care and kindness, all your mercy and gracious caretaking to the people of the Joy of Satan. We are the real chosen people of God, who are the True sons and daughters of the Gods. Empty the assembly of the world and all it's offices of the false imposter jews, who are criminal and detestable, for they have lied and plotted the downfall of God and the Heavenly Order. Find your new home in the midst of the pure and the unadulterated hearts of your followers, us here in the Joy of Satan. Let the world first fall and then recover healed, free from the ailment of the disaster of the unholy and the impious damned souls of the enemy, above and below. We plea for your loving and caring assistance and Judgement."*

**AUM**

### **Audio For This Ritual**

### **Final Step**

There are no additional instructions for this Ritual.







## Final RTR

- 1 This ritual can be repeated as many times as you wish. You can begin this ritual at any time.

- 2 This is the Final Reverse Torah Ritual. This RTR can be performed immediately. Right now. This RTR will put an end to Christianity and its related ilk as well, as Christianity has its roots in Hebrew. This is the most important RTR. All of Jewish control and incredible wealth comes from the Hebrew aleph-bet, which has been infused with power centuries ago. The enemy has made prolific use of the Hebrew aleph-bet for centuries. We are now reversing this.

### Amdusias stated to the JoS Ministry back in 2003:

- 3 *"Just as (Jehovah's people) cannot see you, you cannot see them, but they will manifest blatantly as the earth draws closer to the climax of our cause."* This earth is rapidly being destroyed by the enemy. We can stop this and reverse it with these rituals. One can see how they control public opinion in the news, with their control of the media and with their false, lying, nefarious programs they promote as "religions."

- 4 SPECIAL THANKS TO AZAZEL WHO ORGANIZED THIS PROJECT AND GAVE US THIS KNOWLEDGE. Azazel stated that the former RTRs stripped the enemy of enough power to where this one will be final. There is no longer any need to do the other RTRs, as we will be destroying the power of the Hebrew letters. Begin this RTR at any time. You will use your device to blot each of the letters out, thus destroying them.

- 5 DO THIS RTR AS MUCH AS YOU ARE ABLE TO, PREFERABLY EVERY DAY IF POSSIBLE. The full RTR requires you recite each of the words 9 times. If you are very short for time, it is ok to recite these once each, for a shorter version of the ritual. It is most important to do this RTR frequently, as many times as you can. There are several different pronunciations for most of the letters, [a pronunciation guide can be found at the bottom of the page]. There is Ashkenazi Hebrew, Sephardic Hebrew, Ancient Hebrew, Aramaic and more.

- 6 Performing vibrations can be difficult at first, time is required for this [an MP3 file with the pronunciations can be found at the end of the page for guidance].


- 7 Raising your energies before the Ritual is advised. [Click here for energy raising rituals.](#)

### Blot

Complete

Vibrate each of the following 9 times:

VAHT • FUHT • VUHT • VUHSS • OUT • OUTH • VAHSS



[Now blot the Hebrew letters out completely.]


### Blot

Complete

Vibrate each of the following 9 times:

NISH • NIS • NEESH • NEESS

[SS Place tongue on upper hard palate for a hissing sound]



[Now blot the Hebrew letters out completely.]



Blot

Complete

Vibrate each of the following 9 times:

SHER • SHAYR • SHOR

[Roll the R]



[Now blot the Hebrew letters out completely.]



Blot

Complete

Vibrate each of the following 9 times:


FUUK

[Rhymes with the American English word ZOOM]

PUG

[Rhymes with the American English word PUT]

FOHG



[Now blot the Hebrew letters out completely.]




Blot

Complete

Vibrate each of the following 9 times:

AID-AHTS • EED-AHTS • AID-AHZ • EED-OHTS • KEED-AHTS



[Now blot the Hebrew letters out completely.]




Blot

Complete

Vibrate each of the following 9 times:

AYP • EHP • AYF • EHF



[Now blot the Hebrew letters out completely.]



Blot

Complete

Vibrate each of the following 9 times:

NIY-EYE • NEYE • EYE



[Now blot the Hebrew letters out completely.]



Blot

Complete

Vibrate each of the following 9 times:

KHEHM-AHS • KHIM-AHS • KHEHM-OHS • TEHK-MIS



[Now blot the Hebrew letters out completely.]



Blot

Complete


Vibrate each of the following 9 times:

NOON

Same as the American English NOON]

NUUN

[Rhymes with American English PUT]



[Now blot the Hebrew letters out completely.]




Blot

Complete

Vibrate each of the following 9 times:

MEHM • MEEM • MAIM



[Now blot the Hebrew letters out completely.]



Blot

Complete

Vibrate each of the following 9 times:

DUHM-AHL • TEHM-EHL • DEHM-OHL



[Now blot the Hebrew letters out completely.]



Blot

Complete

Vibrate each of the following 9 times:

FAHKH • FAHK • FUKH

FUK

Same as the American English HOOK]




FUHK

[Rhymes with American English word FUCK]

PACK

[Same as the American English PACK] with the hard A]



[Now blot the Hebrew letters out completely.]

 Blot

Complete

Vibrate each of the following 9 times:

DUUY • DUY [Rhymes with PUT] • DOHY • THOYH • TUUY



[Now blot the Hebrew letters out completely.]

 Blot


Complete

Vibrate each of the following 9 times:

TEHT • SEHT • THOYT • THAYT • DHOYTH

DHOYH • DHOYD

[DH hard TH, as in the American English word THE]




[Now blot the Hebrew letters out completely.]

 Blot

Complete

Vibrate each of the following 9 times:

TEHKH • SEKH • THAYKH • THEKH • THOYKH • THAYH



[Now blot the Hebrew letters out completely.]

 Blot

Complete

Vibrate each of the following 9 times:

NUH-EYEZ • NEYEZ • NIY-EYEZ • EYEZ

[Same as the American English EYES]



[Now blot the Hebrew letters out completely.]

 Blot

Complete

Vibrate each of the following 9 times:

VAHV • VAHW • VUHV • WAHW

[Same as the American English WOW]



[Now blot the Hebrew letters out completely.]

 Blot

Complete

Vibrate each of the following 9 times:

HAYH • HEH




[Now blot the Hebrew letters out completely.]

 Blot

Complete

Vibrate each of the following 9 times:

DEH-LAHD • TUH-LAHD • TEH-LUHD • THEH-LAHD • THI-LOHD • THI-LOHZ • TEH-LEHD



[Now blot the Hebrew letters out completely.]

 Blot

Complete

Vibrate each of the following 9 times:

LEHM-EEG • MAHG • LUHM-MIG • LUHM-MIG • LUHM-EEG • LUHM-IHG [Deep gutural] • LEHM-MIG • LEHM-EEG




[Now blot the Hebrew letters out completely.]

 Blot

Complete

Vibrate each of the following 9 times:

SAYB • SAYV • TEHB • TEHV • TAYB • THAYB • THAYV • TEEB • TEEV




[Now blot the Hebrew letters out completely.]

 Blot

Complete

Vibrate each of the following 9 times:

FEHL-AH • FUHL-AH • FUUL-AH • FIL-AH • FIL-UH • FEHL-UH • PEH-LEH • FEHL-OH



[Now blot the Hebrew letters out completely.]

 Affirm

Complete

Affirm the following sentences 3 times:

*Each and every one of the Hebrew letters has lost all of its power in every way, totally, permanently, and completely.*

*The Hebrew alphabet is now dead in every way.*

**AUM**

 **Ending**

**Complete**

Then end the ritual with:

**HAIL SATAN!**

**[Now, close the page to fully destroy the blotted out letters.]**

## Pronouncing the Ritual

Making your vibrations according to these instructions may be challenging or unusual at first. Do not worry too much about this. Do your best and it will get easier over time. Still, the better, the more effective.

The **BOLD** syllables are accented/stressed.

**AH** as in **SAW**, **AWE**, **PAW**.

**AI** or **AY** as in **BAY**, **SAY**, **AIM**.

**DH** a hard **TH**, as in **THE**.

**EE** as in **MEET**, **SEED**, **SEEM**.

**EH** as in **LET**, **SET**, **MET**.

**I** or **IH** as in **SIT**, **MISS**, **HIT**.

**OH** as in **OPEN**, **COLD**, **BOLD**.

**OO** as in **ZOOM**, **BLOOM**.

**TS** as in **PIZZA**, **BATS**, **MATS**.

**U** as in **PUT**, **HOOF**, **HOOK**.

**UH** as in **HUT**, **HUM**, **MUD**.

**MP3 for this ritual.**



## JoS Rituals

[About](#) [Contributors](#) [Releases](#) [Contact](#)

© Joy of Satan Ministries; CI-320929520



## Blessing for Employment, Financial Safety and Protection

- 1 One can either begin this Ritual with the formal Standard Ritual, or just instantly proceed with the Runic Vibration and then the affirmation.
- 2 This ritual is extremely simple. The power of it will be cumulative and it will manifest over time, as we will repeat it on power dates.

### Vibrate

Complete

Vibrate the Runes below:



Fehu x10



Sowilo x10



Odhal x10



Ansuz x10

### Vibrate

Complete

Vibrate the Mantras below:

**AUM** [only thrice] SAVA PRATA SA x4

AYATE PARDU x4

ETAM SA PAVO x4

DI NU MA x4

### Affirm

Complete

Affirm the following sentences once:

**AUM**

*Lord Beelzebul, Lord Amon Ra, Lord Raum, take care of our lots.*

*Lord Gods under Satan and Beelzebul, help hear our prayer.*

*We pray to you in homage and respect, hear us Great Lords.*



Ending

Complete

Then end the ritual with saying 3 times:

**AUM [only once, before affirmations]**

*All Spiritual Satanists, dedicated to Father Satan by blood, are always, financially safe, have their needs accommodated for, are prosperous and safeguarded from any and all threats to their livelihood and income.*

*All Spiritual Satanists dedicated to Father Satan by blood, always find easily and effortlessly matching employment and resources for their life, well-being and progress.*

*The Gods who are our supporters, may our Gods bless us all with safety, well-being, prosperity and abundance. I pray that all my brothers and sisters, dedicated to Father Satan by their blood like myself, are now and permanently blessed.*

**AUM [only once, after affirmations]]**

## Pronouncing the Ritual

Making your vibrations according to these instructions may be challenging or unusual at first. Do not worry too much about this. Do your best and it will get easier over time. Still, the better, the more effective.

SA-VA as in **SA** from **SAr**-dine, **VA** is just a **VA** like in the word **VA**-sectomy.

PRATA as in **PRADA** but with a **T**.

SA as in **SA**-tan.

AYATE as in **AYA-TE** with the **TE** as in **TE**-chnology.

ET-AM as in **ETe**-rnal and **AMon** from the word **AMON**.

PAR-DU as in **PARa**-graph and **DU**-ke.

PA-VO as in **PA**-ragraph and **VOI**-taire.

DI as in **DI**-stance, **NU** as in **NU**-clear and **MA** as in **MA**-ster.



## JoS Rituals

[About Contributors](#) [Releases](#) [Contact](#)

© Joy of Satan Ministries; CI-320929520



## Valefor's Power Ritual

- 1 This Ritual is based on vibrating the Runes and making certain affirmations. Raising your energies before the Ritual is advised. [Click here](#) for energy raising rituals.
- 2 The Sigil that is provided is the point of focus where this Ritual is upon.
- 3 The Runes that are done here, can be vibrated around the centre of the Sigil where the Shenu Protection Ring is. You can imagine this lighting up so much, like the Sun has a layer of light surrounding all of it.
- 4 Vibrate these Runes in a short version [ie, do not draw the runic vibration on a very big breath, especially for those who are new and can't do that many vibrations]. [Click here](#) to pronounce the runes.
- 5 When you affirm that the curses etc. are going back to their senders, it can help to imagine this.

### Vibrate

Complete

Vibrate the Runes below:



Fehu x10



Sowilo x10



Kenaz x10

### Affirm

Complete

Affirm the following sentences:

***Valefor, Great Demon, Blessed is your Name and of Divine Ordinance,***

***You are one Great Healer of Mortals,***

***Teach us humility, heal us from pointless arrogance, keep us in the path of the Gods,***


***For we remember your Great deeds!***

***Heal us and approach us in friendliness, for the Joy of Satan is of Satan and we present ourselves in His Glory!***

### Vibrate

Complete

Vibrate the Runes below:





Algiz x10



Tyr x10



Sowilo x10



Affirm

Complete

Affirm the following sentences:

*Your love for Spiritual Satanists is True and Proven,*

*You ward off illness of the mind, the body and the spirit,*

*Certain is your healing of pain and perils,*

*Remove all ignorance from our minds and absolve us of false arrogance,*

*Because you have uttered:*

***"Blessed are the lots of Spiritual Satanists, preach their Great Works to all the Nations!"***

*O Valefor, lead us to health of soul by your blessings!*



Vibrate

Complete

Vibrate the Runes below:



Dagaz x10



Eihwaz x10



Sowilo x10



Affirm

Complete


Affirm the following sentences:

*You are Valerefontis, the legendary King who tamed the Pegasus,*

*Now you are Glorified by all the knowers of your Divine Name,*

*Head are you of myriads of healing powers,*

*You protect the mind, the soul, the flesh and the spirit!*



Vibrate

Complete

Vibrate the Runes below:



Dagaz x10



Eihwaz x10





Sowilo x10



Affirm

Complete

Affirm the following sentences:

*We give litanies to you,*

*We Spiritual Satanists pay homage to you,*

*We are among the receivers of your greatest blessings.*



Vibrate

Complete

Vibrate the Mantras below:

**SATANAS AENAS x20 VA-LE-RE-FON x20**



Ending

Complete

Then end the ritual with saying 3 times:

**AUM**

*May you take care of our Spiritual Satanist family in times of need,*

*Great is your power, your kingship and your control.*

*When your name is uttered, VALEFOR, Great God,*

*the darkness of disease disappears.*

*The healing power of your names is powerful, you have the power of disease and of health in the aeons.*

*You free and uplift us all through the wellspring of regeneration and great health.*

*We are blessed by you, Great Valerefon.*

**VALEFOR, MALAFAR, VALEFOR, VALLEREFONTI, VALEREFON, KING OF HEALING POWERS, THE JOY OF SATAN SALUTES YOU!**

**AUM**

## Final Step

After you are done with this, you can meditate on **Valefor's** Sigil in the Joy of Satan, or the one below. Let yourself be immersed and to receive energy from **Valefor**.

It's important to meditate on yourself after the Ritual calmly for a few minutes.

## Ritual Notes


■■■: SAT, real, true, truthful in Sanskrit.

**The Symbol that Encapsulates the Sigil:** The Shen Ring, Egyptian Hieroglyphic language. The Shen also survived in Chinese tradition as a glyph for Spiritual Force, Divine Force, and God.

**The Letters of the Sigil Inside:** The Ancient Greek letters for Valefor's Name in arrangement.

**Sigil for Focus:**





## JoS Rituals

About Contributors Releases Contact

© Joy of Satan Ministries; CI-320929520



## Terminating Jewish Financial Control #2

- 1 This ritual can be repeated as many times as you wish.
- 2 This ritual consists of 2 parts, this is the first part and each part complements the other. They can be performed either together or separately, as your time permits.

The words below are to be vibrated. They are in Greek. By vibrating these words, this will put a stop to the Jewish control of wealth and finances and shift this power to Gentiles. This will put a stop to a lot of corruption in the world. These Jewish programs masquerading as "religions" keep Gentiles cursed and bound so that Gentiles cannot see the truth and the populace remains brainwashed and under the control of the invisible Jewish Empire. These rituals are destroying the enemy. The more people we have who will be doing this ritual, the better, as there is both strength and power in numbers. This ritual may also be done as often as you like, and is a very good cathartic when you feel anger and hatred towards the enemy.
- 3
- 4 Raising your energies before the Ritual is advised. [Click here](#) for energy raising rituals.

### Reverse

Complete

Vibrate the following paragraph below 9 times:

SE-LOP • SEN-EE-THO • NAR-EE-EEP-E-EE-REP

SOOT-VAE • IAK • SOE-STEEP • SEET • OPAH

NA-SEE-THEEN-ALP-EPA • EE-NE-MOG-ERO • SE-NEET • SHEE • A-EE-REE-YY-RA-LEEF • HEE • NEE-TSE

NO-KAHK • NOT • NOD-AP • RA-YY • AZ-EER

### Affirm

Complete

Affirm the following sentences 9 times:

**AUM [only once, before affirmations]**

**SATANAS [only once, before affirmations]**

*Gentiles are now in total financial control of the world.*

*Gentiles are prosperous in every way.*

*Jewish power and control over the world is dead.*

*The Invisible Jewish Empire has been exposed and has been totally and permanently destroyed.*

*All Power is Now in the Hands of the Gentiles.*

**AUM [only once, after affirmations] SATANAS [only once, after affirmations]**

### Ending

Then end the ritual with:

**HAIL SATAN!**

## Pronouncing the Ritual

Making your vibrations according to these instructions may be challenging or unusual at first. Do not worry too much about this. Do your best and it will get easier over time. Still, the better, the more effective.

**S** is a normal **S** sound, as in **SNAKE**.

**O** is a normal sound as in **ONION**.

**EE** is a high **EE** sound as in **EEL**.

**E** is an **E** like in **ELECTRICITY**.

**R** is only slightly rolled, such as in **RISE**.

**OO** is a **U** sound, as in **UBER** or **UMBRA**.

**IAK** is like all letters are separated, **I – A – K**.

**K** has a **KH** sound as in **KHALA**.

**H** whenever it exists, it's to be slightly pronounced. **H** as in **HIKING**.

**D** is a rough **TH** sound such as **THOTH**.

**YY** is like a very tough **Y** sound, as in a tough **YALE** sound.

**Z** as in **ZEBRA**.

**MP3 for this ritual.**



## JoS Rituals

[About Contributors](#) [Releases](#) [Contact](#)

© Joy of Satan Ministries; CI-320929520